

amasty

For more details, see the way the [Visual Merchandiser for Magento 2](#) extension works.

Guide for Visual Merchandiser Extension for Magento 2

Employ a wide range of options to manage product listing of the catalog pages in various ways. Reach your marketing aims using configurable product sorting.

- Reorder products via handy drag-and-drop function
- Apply various sorting options
- Create multiple virtual categories
- Add products to virtual categories automatically
- Specify the order number for every single product

Please note that for the correct work of the extension on Magento Enterprise (Commerce) edition you have to disable the default Magento Visual Merchandiser extension.

Creating a Category

With the Magento category page builder extension, you are able to create various catalog pages with any sorting order you need.

To create a new virtual category or edit the existing one, go to **Admin Panel → Catalog → Categories**.

Choose the category you want to edit or create a new one via **Add Root Category/Add Subcategory** buttons.

Sale (ID: 37)

demouser

Store View: All Store Views ? Delete Save

- Add Root Category
- Add Subcategory

- [Collapse All](#) | [Expand All](#)
- Default Category (1181)
 - What's New (10)
 - Women (0)
 - Men (0)
 - Gear (46)
 - Promotions (0)
 - Sale (7)
 - Training (6)
 - Collections (13)

Enable Category Yes

[store view]

Include in Menu Yes

[store view]

Category Name *

[store view]

Automatic Category Yes ?

Product Conditions ⌵

Products Merchandising ⌵

Content ⌵

Display Settings ⌵

Search Engine Optimization ⌵

Design ⌵

Schedule Design Update ⌵

First, configure the general settings of the category.

Enable Category Yes

[store view]

Include in Menu Yes

[store view]

Category Name *

[store view]

Automatic Category Yes ?

Enable Category - set to Yes to make a category visible on the frontend.

Include in Menu - enable this option to add the category to your storefront menu.

Category Name - specify the title of the category.

Automatic Category - enable this functionality to collect and display only those products that match the specified conditions.

Product Conditions

Expand this tab to set conditions based on the attributes to display only the desired group of products.

Product Conditions



Select Conditions

If ALL of these conditions are TRUE :

Is on Sale is Yes



Apply Conditions

After you click the 'Apply Conditions' button, the category will display only the products that are matching the conditions.

Import Conditions

Import conditions from

-- Please Select --

-- Please Select --

- Default Category
- ... What's New
- ... Women
 - Tops
 - Jackets
 - Hoodies & Sweatshirts
 - Tees
 - Bras & Tanks
- ... Bottoms
 - Pants
 - Shorts
- ... Men
 - Tops
 - Jackets
 - Hoodies & Sweatshirts
 - Tees
 - Tanks
- ... Bottoms
 - Pants

Use the **Conditions Tree** to specify the necessary conditions or their combinations. After you click the **Apply Conditions** button, the category will display only the products that are matching the conditions.

Now you can use **categories as a condition** for assigning products to Automatic Category. Kindly

note: only categories with physically assigned products will participate in condition applying. To avoid common mistakes while setting the conditions, check [this post](#).

You may also save time by duplicating the conditions of a particular category and moderate them if needed. Use the **Import conditions from** dropdown menu to choose the category which conditions you want to reproduce. The conditions will be retrieved to the current automatic category, afterwards you can modify them.

Any time there is an inventory update, the category page will be updated automatically.

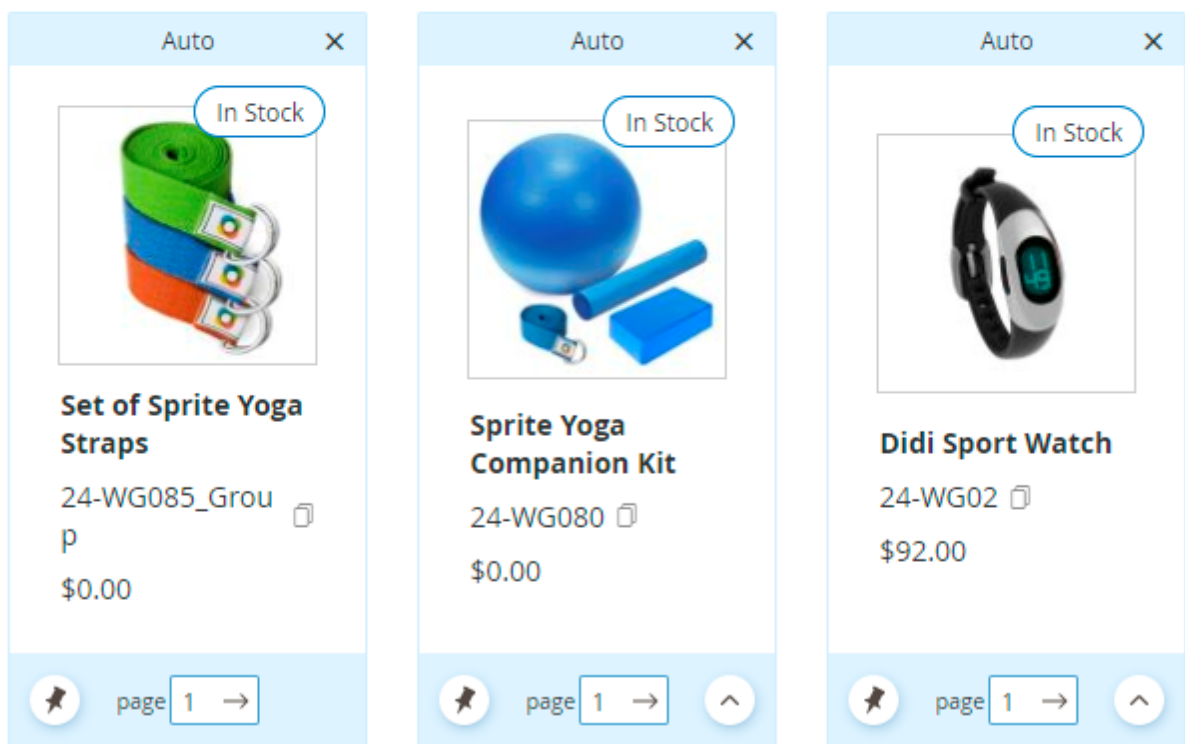
Invisible Items

When the conditions are set, go to **Products Merchandising** section to see the products that are automatically retrieved by the applied conditions. You will also see the number of invisible items:

Products Merchandising

Sort Order

Visible items: 35 Invisible items: 11 



Product Name	SKU	Price
Set of Sprite Yoga Straps	24-WG085_Group	\$0.00
Sprite Yoga Companion Kit	24-WG080	\$0.00
Didi Sport Watch	24-WG02	\$92.00

Items can become invisible in the following cases:

- products are invisible in the selected store view;
- products have **Not Visible Individually\Search only** visibility settings;
- products that are out of stock if their display is disabled in the General Settings (to make these products visible, navigate to **Stores → Configuration → Catalog → Inventory** and set the **Display Out of Stock Products** option to Yes).

Products Merchandising

Once you set the conditions, go to **Products Merchandising** section to see the products that are automatically retrieved. Magento 2 category page builder extension allows to customize all categories, including dynamic and ordinary ones.









Products Merchandising



Sort Order

Visible items: 14

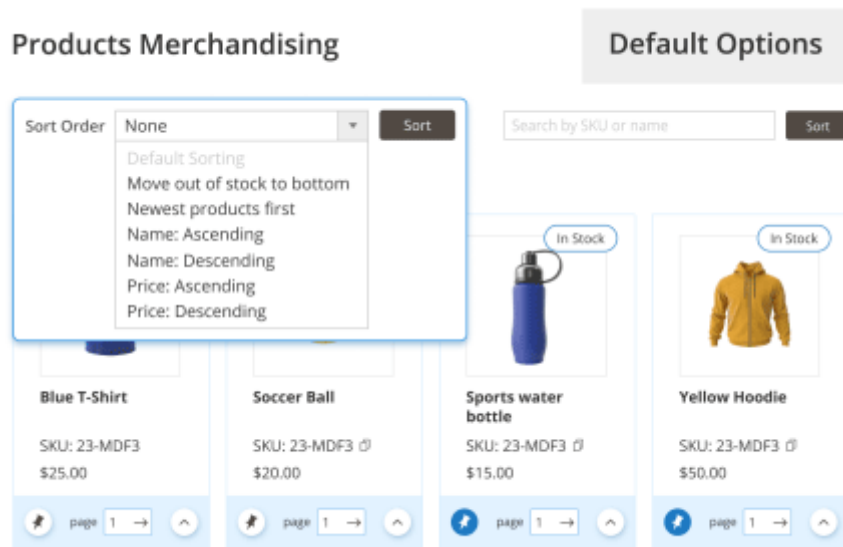
per page of 2

 <p>Sprite Stasis Ball 75 cm 24-WG083-pink <input type="checkbox"/> \$32.00</p> <p>page 1 →</p>	 <p>Teton Pullover Hoodie-M-Purple MH02-M-Purple <input type="checkbox"/> \$70.00</p> <p>page 1 →</p>	 <p>Affirm Water Bottle 24-UG06 <input type="checkbox"/> \$7.00</p> <p>page 1 →</p>	 <p>Stark Fundamental Hoodie MH06 <input type="checkbox"/> \$24.00</p> <p>page 1 →</p>
 <p>Stark Fundamental Hoodie-M-Purple MH06-M-Purple <input type="checkbox"/> \$42.00</p> <p>page 1 →</p>	 <p>Savvy Shoulder Tote 24-WB05 <input type="checkbox"/> \$32.00</p> <p>page 1 →</p>	 <p>Teton Pullover Hoodie MH02 <input type="checkbox"/> \$33.00</p> <p>page 1 →</p>	 <p>Oslo Trek Hoodie MH08 <input type="checkbox"/> \$33.00</p> <p>page 1 →</p>

Sort Order - select from the dropdown the preferable way of the automatic ordering of the product listing.

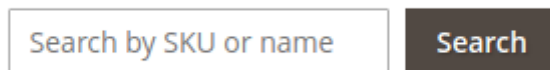
Available options:

- Move out of stock to the bottom
- Newest products first
- Name: Ascending
- Name: Descending
- Price: Ascending
- Price: Descending



Enlarge the sorting options with the **Magento 2 Improved Sorting** extension. Due to the synergetic work of these 2 modules, you're able to sort products by 'Top Rated', 'Most Viewed', 'Best Sellers', 'Biggest Saving', 'Reviews Count' and 'Now in Wishlists'.

Search Products - find products within one current automatic category selection by SKU or name. Employ a search box at the top of the products merchandising listing.



In the **Visible Items** tab all the products that fall under the specified conditions are displayed. You can check their title, SKU, variation (color or size), price and stock availability. Due to this functionality, you can, for example, easily move out of stock products to the end of the list.

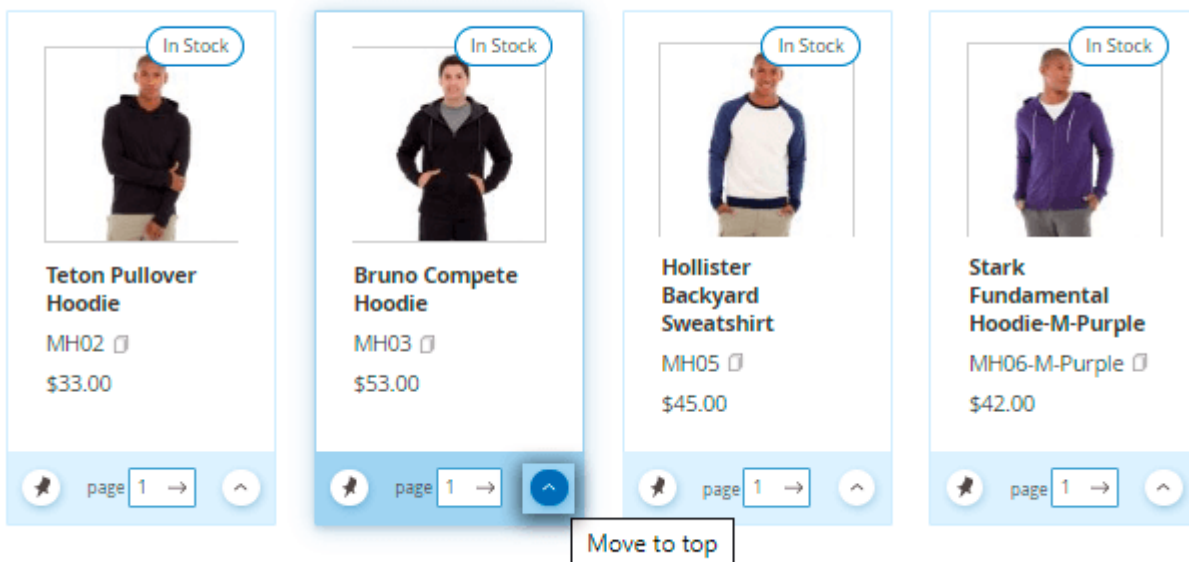
Drag-and-drop Magento items via page builder the way that is aligned with your current marketing needs.

Visible items: 14

9 per page 1 of 2

The image displays a grid of product cards from a Magento 2 storefront. At the top, it indicates 'Visible items: 14' and '9 per page 1 of 2'. The grid contains eight product cards, each with an 'In Stock' badge, a product image, title, SKU, price, and a 'Move to Top' button (represented by a star icon). A tooltip is overlaid on the 'Teton Pullover Hoodie-M-Purple' card, showing its details: 'In Stock', 'Teton Pullover Hoodie-M-Purple', 'MH02-M-Purple', and '\$70.00'. The products shown are: Sprite Stasis Ball 75 cm (\$32.00), Teton Pullover Hoodie-M-Purple (\$70.00), Affirm Water Bottle (\$7.00), Stark Fundamental Hoodie (MH06) (\$24.00), Stark Fundamental Hoodie-M-Purple (MH06-M-Purple) (\$42.00), Savvy Shoulder Tote (24-WB05) (\$32.00), Teton Pullover Hoodie (MH02) (\$33.00), and Oslo Trek Hoodie (MH08) (\$33.00).

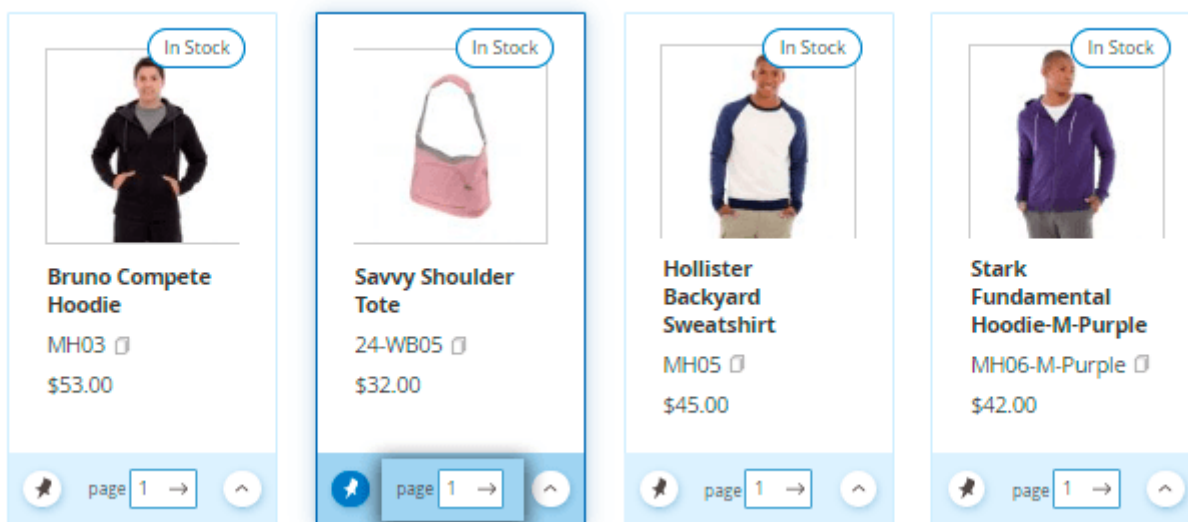
Move to Top - simply click the button to send a particular product to the first position in the product listing.



Once you drag and drop a particular product using Magento category page builder, its mode is switched to **Manual** and it is “pinned” to a particular location. Which means it will remain in the same position even after the automatic sorting is applied.

For your convenience, the number of products per page in the admin panel equals the number of products customers see on the frontend. Thus, you will see how the products will be displayed to customers on each page.

In order to **move products through the pages** change the page number per the product you want to move to another page. As the page number is changed, the product becomes last on this page.



Content


In this tab, you can specify the category's description and add a catchy icon to attract more customers.

Content



Category Image
[store view]

Maximum file size: 2 MB. Allowed file types: JPG, GIF, PNG.



total_sale_1.png
170x110, 2 KB

Description
[store view]

Paragraph

Check our mid-season sales &

Powered by TinyMCE

p » span » strong

Add CMS Block
[store view]

Please select a static block.

Frontend Examples

Promote the desired products by creating conditions-based virtual categories.



Discover our New Arrivals!

Shopping Options

- STYLE
- STYLE
- CLIMATE
- MATERIAL
- PATTERN
- PRICE



Items 1-9 of 10

Sort By Position



Electra Bra Top

\$39.00

- XS
- S
- M
- L



Cassia Funnel Sweatshirt

\$48.00

- XS
- S
- M
- L



Jade Yoga Jacket

\$32.00

- XS
- S
- M
- L



Chaz Kangaroo Hoodie

\$52.00

- XS
- S
- M
- L



Compare Products

You have no items to compare.

My Wish List

You have no items in your wish list.

Top Rated Watches



Shopping Options

CATEGORY ▼

ACTIVITY ▼

GENDER ▼

MATERIAL ▼

3 Items

Compare Products

You have no items to compare.

My Wish List

You have no items in your wish list.



Endurance Watch

★★★★☆ 3 reviews

\$49.00



Aim Analog Watch

★★★★☆ 2 reviews

\$45.00



Luma Analog Watch

★★★★☆ 2 reviews

\$43.00



Bags for school

Shopping Options



6 Items

Sort By

Position



STYLE

ACTIVITY

FEATURES

MATERIAL

PRICE

STRAP/HANDLE



Crown Summit Backpack

★★★★★ 3 reviews

\$38.00



Compete Track Tote

★★★★★ 2 reviews

\$32.00



Endeavor Daytrip Backpack

★★★★★ 3 reviews

\$33.00



Push It Messenger Bag

★★★★★ 3 reviews

\$45.00

Compare Products

You have no items to compare.

Find out how to install the Visual Merchandiser for Magento 2 via [Composer](#).

From:

<https://stg.amasty.net/docs/> - **Amasty Extensions FAQ**

Permanent link:

https://stg.amasty.net/docs/doku.php?id=magento_2:visual_merch



Last update: **2021/03/05 08:50**