

amasty

For more details see how the [Quick Order for Magento 2](#) extension works.

Guide for Quick Order for Magento 2

Boost B2B sales and increase repeated purchases with Magento 2 Quick Order extension. Enable buyers to quickly order multiple products without visiting numerous web store pages.

- Enable instant product search by SKU/Name
- Create order lists by inserting multiple SKUs
- Let customers place orders via CSV and XML files
- Enable buyers to specify custom product options
- Provide convenient quick order UX on mobile

General Settings

General

Enabled [store view]

URL Key [store view]

Based on Website Base URL. If left empty, default 'quick-order' is used.

Label [store view]

Here you can name the functionality the way you would like it to be displayed on the storefront. If left empty, default Quick Order is used.

Display Link in [store view]

Choose where to display a link.

Disable for Customer Groups [store view]

Chosen customer groups won't be able to Quick Order.

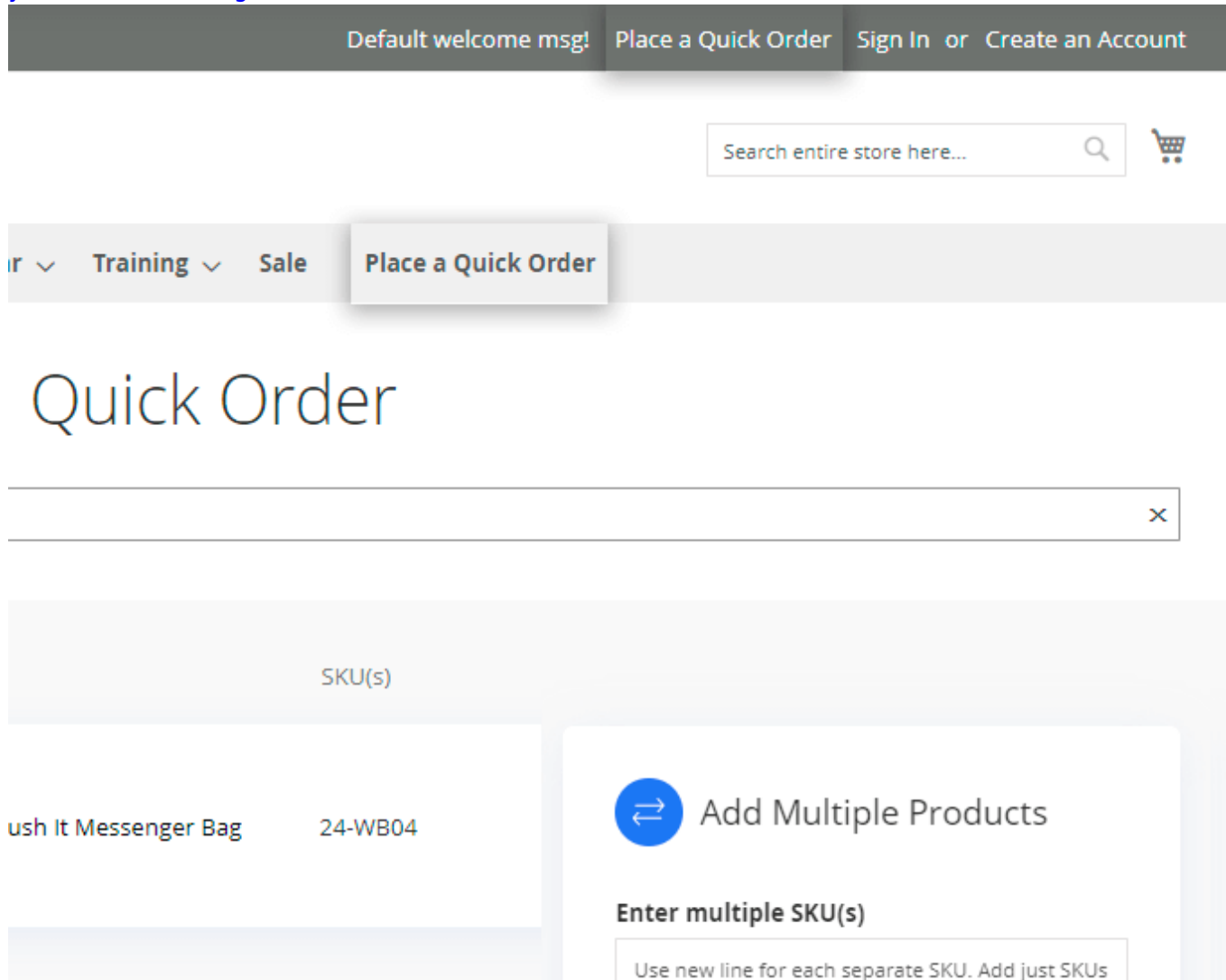
Enabled - Set 'Yes' to enable the extension for this store.

URL Key - Specify custom URL here. If left empty, the default 'quick-order' URL key is used.

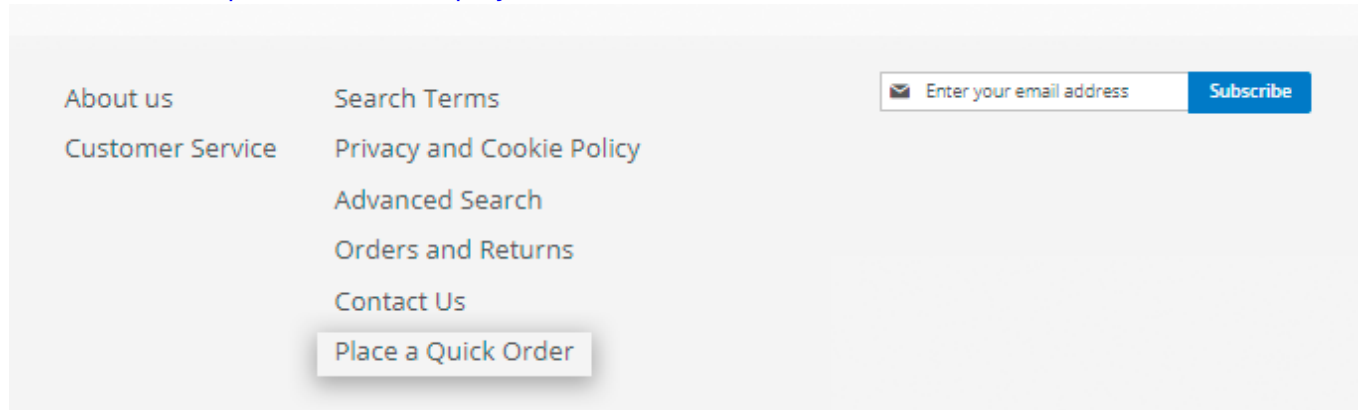
Label - Specify a custom name for your Quick Order page here. If left empty, the default Quick Order is used.

Display Link in - Choose places where the link to your Quick order page will be displayed on the frontend. The available places for display are page header, top menu, and page footer.

Here's an example of the link displayed in the header and top menu. If you customize page Label, you'll see the changes here as well.



Here's the example of the link display in the footer.



Disable for Customer Groups - Chosen customer groups won't be able to use the Quick Order page

functionality.

Max Search Results
[store view] 10
Limit a maximum number of search results to show in autocomplete popup. For better performance we do not recommend to use large numbers here.

Number of Items to Display Pager
[store view] 7

Allowed QTY of Items to Add
[website] 100
Limit the quantity of items to be added to quick order grid. To avoid excess load on the server we recommend 100 as maximum qty.

Disable File Upload for Customer Groups
[store view] Not Logged In, General, Retailer, Wholesale
Chosen customer groups won't be able to add products to Quick Order grid from file. You can use this option to limit file uploading by not logged in users.

Max Search Results - Limit a maximum number of search results to show in the AJAX search. For better performance, we do not recommend using large numbers here.

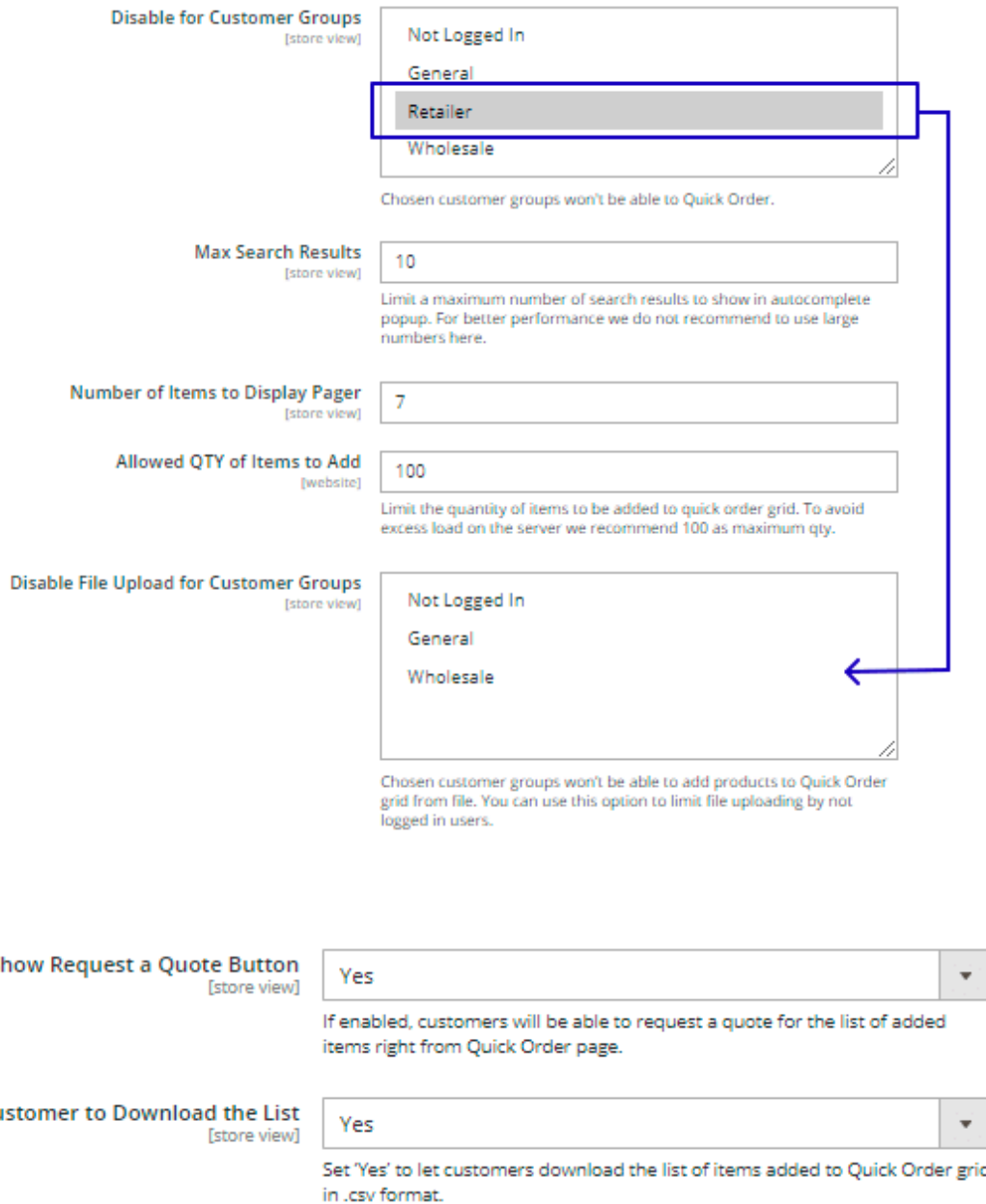
For better search experience in autocompleting suggestions try using the **Elastic Search for Magento 2** extension.

Number of Items to Display Pager - Here you can limit the number of product lines to be shown on one page before pagination appears for more convenience. Then your customers will see only this number of products per each page within your product list.

Allowed QTY of Items to Add - Limit the number of items to be added to the quick order grid. To avoid excess load on the server we recommend 100 as maximum qty.

Disable File Upload for Customer Groups - Chosen customer groups won't be able to add products to the Quick Order grid from file. You can use this option to limit file uploading by not logged in users.

Please note that if you've previously disabled some of the customer groups (read more about the configuration above), it automatically won't be shown in the list for disabling file upload for customer groups.



Disable for Customer Groups [store view]
Not Logged In
General
Retailer
Wholesale
Chosen customer groups won't be able to Quick Order.

Max Search Results [store view]
10
Limit a maximum number of search results to show in autocomplete popup. For better performance we do not recommend to use large numbers here.

Number of Items to Display Pager [store view]
7

Allowed QTY of Items to Add [website]
100
Limit the quantity of items to be added to quick order grid. To avoid excess load on the server we recommend 100 as maximum qty.

Disable File Upload for Customer Groups [store view]
Not Logged In
General
Wholesale
Chosen customer groups won't be able to add products to Quick Order grid from file. You can use this option to limit file uploading by not logged in users.

Show Request a Quote Button [store view]
Yes
If enabled, customers will be able to request a quote for the list of added items right from Quick Order page.

Allow Customer to Download the List [store view]
Yes
Set 'Yes' to let customers download the list of items added to Quick Order grid in .csv format.

Allow Customer to Download the List - Set 'Yes' to allow customers to download the quick order lists they create right from the Quick Order page. The files will be created in CSV format.

Compatibility with Request a Quote

Show Request a Quote Button - Set 'Yes' to make the Request a Quote button and the Quote Cart always visible on the front. Thus, if enabled, customers will be able to request a quote for the list of added items right from the Quick Order page.

This extension is compatible with the Request a Quote for Magento 2 by Amasty. To use these two extensions in a synergy, please install the Request a Quote extension first.

Compatibility with the Request a Quote extension allows adding the chosen products from the Quick

Order page right to the Quote Cart for further request of special purchasing conditions. See below how the Request a Quote's functionality will look on the Quick Order Page.



LUMA

Search entire store here...

What's New Women Men Gear Training Sale Place a Quick Order

Place a Quick Order

Q bottle

Item	SKU(s)	Qty	Subtotal	Action
 Affirm Water Bottle	24-UG06	- 4 +	\$68.00	Delete
Delivery options				
<input type="radio"/> Self-pickup (free)				
<input checked="" type="radio"/> Door delivery + \$10.00				
 Leah Yoga Top	WT05	- 7 +	\$273.00	Delete
Size S				
XS S M L XL				
Color Orange				
Orange Pink White				

Clear List

Add to Quote Add to Cart Checkout

Add Multiple Products

Enter multiple SKU(s)

Use new line for each separate SKU. Add just SKUs or also specify qty and options.

Format: SKU,qty,optionvalue
Example: WT08,5,sizeXL,color:black

Add to List

Add from File

Choose file +

File must be in .csv or .xml format and include "SKU" and "QTY" columns.

[Download sample.xml](#)
[Download sample.csv](#)

Upload now

Table Category Mode

Table Category Mode

Enable [store view] Yes

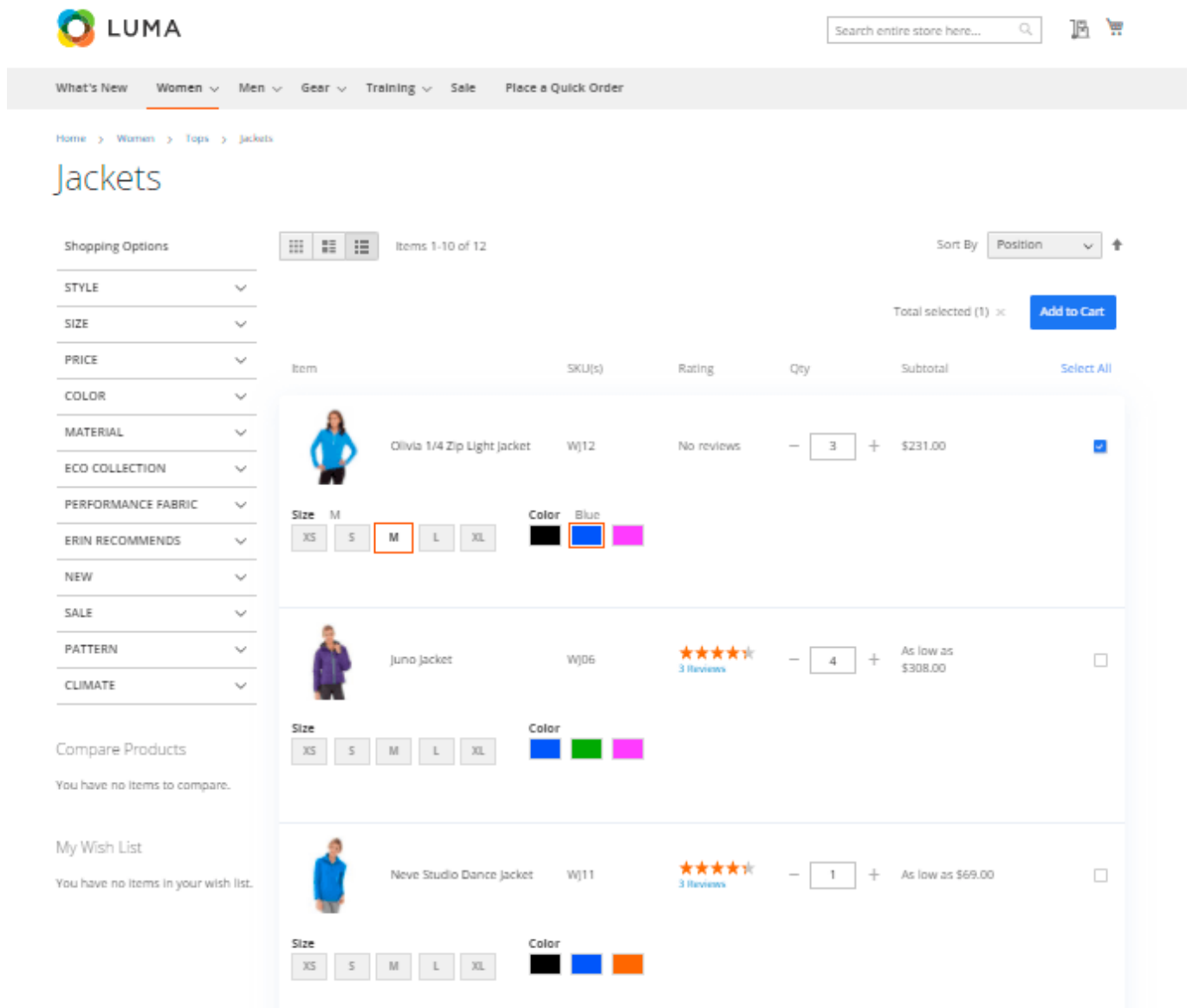
Disable for Selected Customer Groups [store view]

- Not Logged In
- General
- Retailer**
- Wholesale

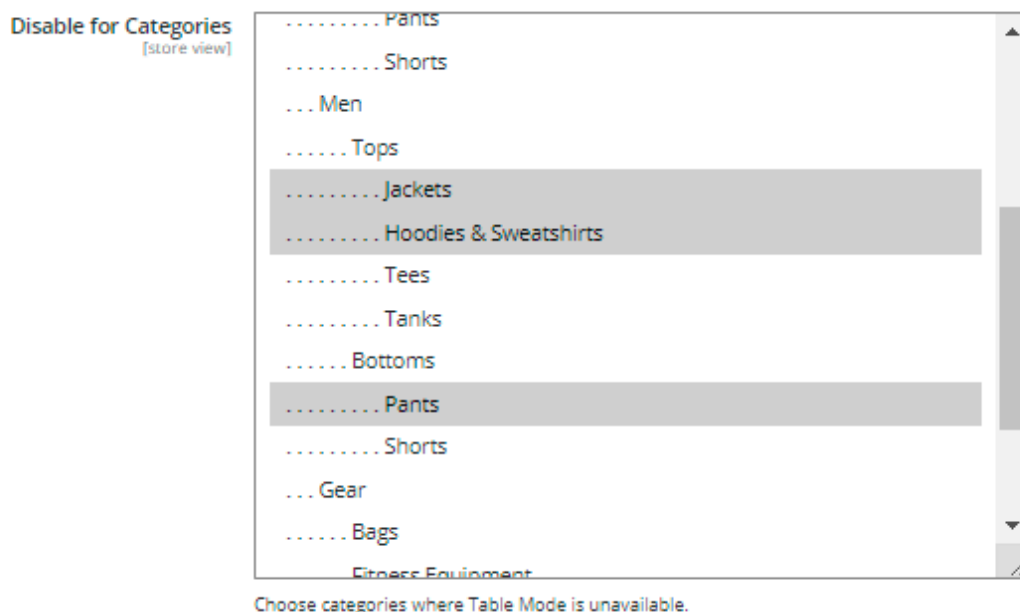
Chosen customer groups will not be able to see and use Table Mode on category pages.

Enable Table Category Mode - Set 'Yes' to update the display of the product list on catalog pages. Thus it acquires the functionality similar to the quick order page.

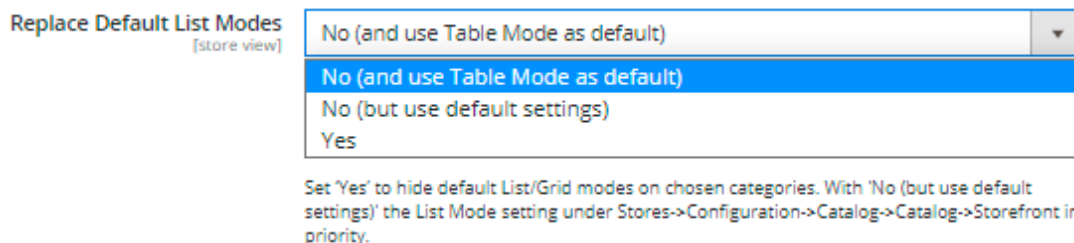
See how this setting changes the frontend display on a category:



Disable for Selected Customer Groups - with this setting you can disable this special category display (table category mode) for certain customer groups. Chosen customer groups will not be able to see and use Table Mode on category pages.



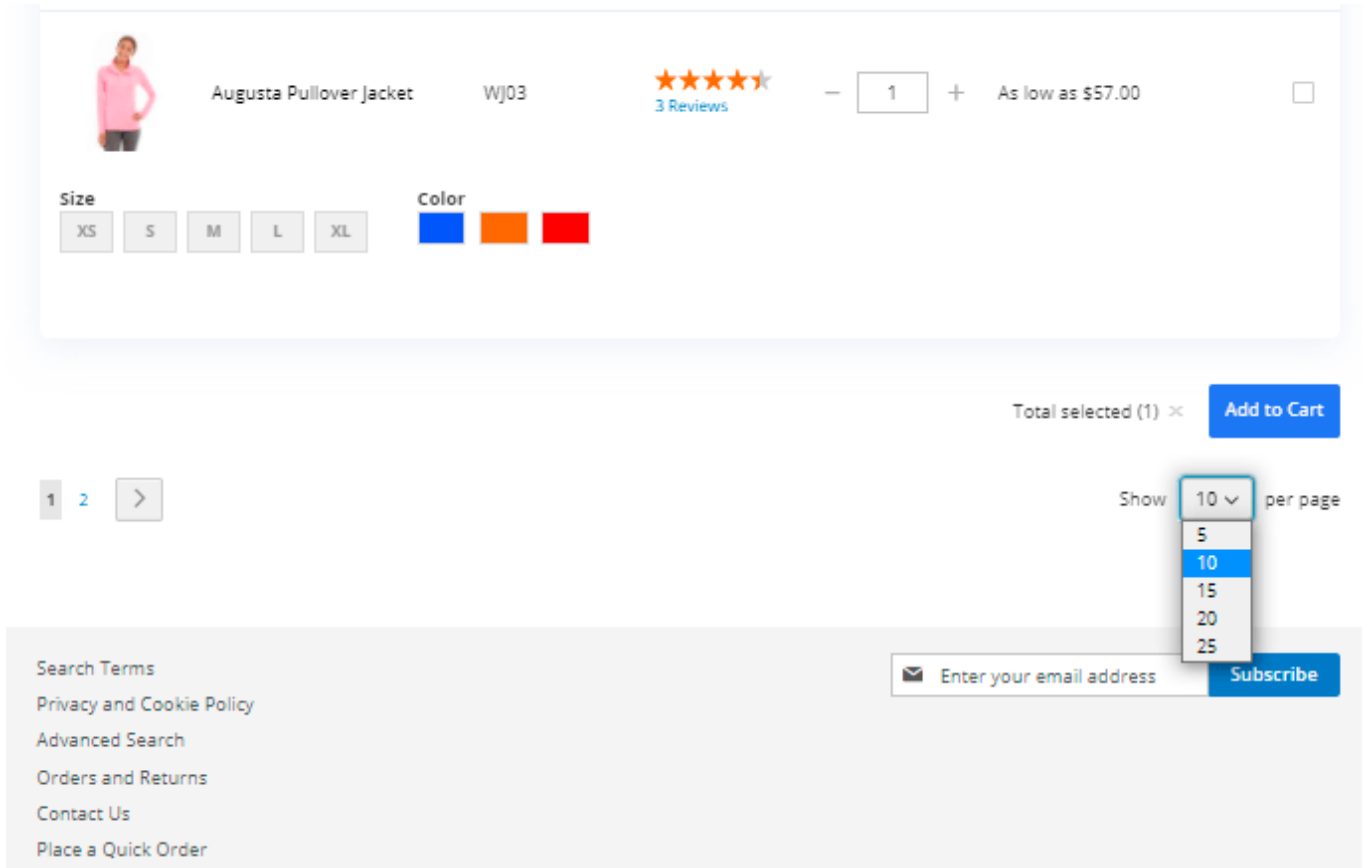
Disable for Categories - here you can select categories where Table Mode is unavailable.



Replace Default List Modes - this allows choosing from one of three modes for a table category mode:

- Set 'Yes' to hide default List/Grid modes on chosen categories.
- Set 'No (and use Table Mode as default)' to enable switching between the default Magento category view and the upgraded category page display (Table Mode) with the Table Mode as default.
- Set 'No (but use default settings)' to enable switching between the default Magento category view and the upgraded category page display (Table Mode) with the original Magento category page display as default.

[See how to switch between the available category display modes on the frontend:](#)






Products per Page on Grid Default Value - set the default value for the dropdown which is equal to the number of products to be displayed on a category page.

Apply to Search Results Page - Set 'Yes' to apply the upgraded category display (Table Mode) for the search results page.

[See how this configuration will be displayed on the front:](#)

The screenshot shows the LUMA e-commerce website's search results for 'tops'. The page features a navigation bar with categories like 'Women', 'Men', 'Gear', 'Training', and 'Sale'. Below the search bar, there are sections for 'Compare Products' (with 4 items), 'My Wish List', and a product grid. The product grid lists three items: 'Leah Yoga Top' (SKU: WT05, Price: \$39.00), 'Primo Endurance Tank' (SKU: MT03, Price: As low as \$29.00), and 'Carina Basic Capri' (SKU: WP09, Price: As low as \$51.00). Each item includes a product image, name, SKU, rating, quantity selector, price, and color/size options.

Item	SKU(s)	Rating	Qty	Subtotal	Select All
 Leah Yoga Top	WT05	No reviews	1	\$39.00	<input checked="" type="checkbox"/>
 Primo Endurance Tank	MT03	3 Reviews	1	As low as \$29.00	<input type="checkbox"/>
 Carina Basic Capri	WP09	No reviews	1	As low as \$51.00	<input type="checkbox"/>

Frontend example




Find some frontend examples below:

- Insert multiple SKUs to add products



- What's New
- Women
- Men
- Gear
- Training
- Sale
- Place a Quick Order

Place a Quick Order

Item	SKU(s)	Qty	Subtotal	Action
 Eos V-Neck Hoodie	WH11	- <input type="text" value="4"/> +	\$216.00	Delete
Size: L (selected), XS, S, M, XL				
Color: Blue (selected), Green, Orange				
 Leah Yoga Top	WT05	- <input type="text" value="2"/> +	\$78.00	Delete
Size: M (selected), XS, S, L, XL				
Color: Orange (selected), Pink, White				
 Push It Messenger Bag	24-WB04	- <input type="text" value="7"/> +	\$315.00	Delete

[Clear List](#)

[Add to Cart](#) [Checkout](#)

Add Multiple Products

Enter multiple SKU(s)

Format: SKU,qty,optionvalue
Example: WT08,5,sizexl,colorblack

[Add to List](#)

Add from File

Choose file +






File must be in .csv or .xml format and include "SKU" and "QTY" columns.
[Download sample.xml](#)
[Download sample.csv](#)

[Upload now](#)

- The Quick Order extension allows adding to the product list all types of products except for the Gift Card (Magento EE).

Place a Quick Order

Search by SKU or Product Name

Item	SKU(s)	Qty	Subtotal	Action
 Sprite Yoga Companion Kit Option details v	24-WG080	- <input type="text" value="1"/> +	\$61.00	Delete
 Selene Yoga Hoodie Size: XS S M L XL Color: Orange Purple <input type="text"/>	WH05	- <input type="text" value="1"/> +	\$42.00	Delete
 Push It Messenger Bag	24-WB04	- <input type="text" value="1"/> +	\$45.00	Delete
 Yoga Adventure Downloads Yoga Adventure	240-LV06	- <input type="text" value="1"/> +	\$22.00	Delete
 Affirm Water Bottle Delivery options: <input checked="" type="radio"/> Self-pickup (free) <input type="radio"/> Door delivery + \$10.00	24-UG06	- <input type="text" value="3"/> +	\$21.00	Delete

[Clear List](#)

[Add to Cart](#) [Checkout](#)

Add M

Enter multiple S

Use new line for e or also specify qty

Format: SKU,qty,opt
Example: WT08,5,size

Add from File

File must be in .csv and "QTY" columns.
[Download sample](#)
[Download sample](#)

- See how the bundle products are displayed on the front.

Item	SKU(s)	Qty	Subtotal	Action
Sprite Yoga Companion Kit Option details	24-WG080	- <input type="text" value="1"/> +	\$61.00	Delete
Sprite Stasis Ball *				
<input checked="" type="radio"/> Sprite Stasis Ball 55 cm + \$23.00				
<input type="radio"/> Sprite Stasis Ball 65 cm + \$27.00		- <input type="text" value="1"/> +		
<input type="radio"/> Sprite Stasis Ball 75 cm + \$32.00				
Sprite Foam Yoga Brick *				
Sprite Foam Yoga Brick + \$5.00		- <input type="text" value="1"/> +		
Sprite Yoga Strap *				
<input checked="" type="radio"/> Sprite Yoga Strap 6 foot + \$14.00				
<input type="radio"/> Sprite Yoga Strap 8 foot + \$17.00		- <input type="text" value="1"/> +		
<input type="radio"/> Sprite Yoga Strap 10 foot + \$21.00				
Sprite Foam Roller *				
Sprite Foam Roller + \$19.00		- <input type="text" value="1"/> +		

* Required Fields

[Clear List](#)

[Add to Cart](#) [Checkout](#)

Add Multiple

Enter multiple SKUs

Use new line for each or also specify qty as

Format: SKU,qty,option
Example: WT08,5,size:

Add from File

File must be in .csv or .xml and "QTY" columns.
[Download sample.xml](#)
[Download sample.csv](#)

- See how the extension automatically decomposes grouped products

LUMA Search entire store here...

What's New Women Men Gear Training Sale Place a Quick Order

Place a Quick Order

straps

Set of Sprite Yoga Straps - 1 + SKU: 24-WG085_Group Starting at \$14.00 [Add](#)

Set of Sprite Yoga Straps 24-WG085_Group \$260.00 [Delete](#)

[Option details](#)

Product Name	Qty
Sprite Yoga Strap 6 foot \$14.00	<input type="text" value="5"/>
Sprite Yoga Strap 8 foot \$17.00	<input type="text" value="5"/>
Sprite Yoga Strap 10 foot \$21.00	<input type="text" value="5"/>

[Download List](#) [Clear List](#)

[Add to Quote](#) [Add to Cart](#) [Checkout](#)

Add Multiple Products

Enter multiple SKU(s)

Use new line for each separate SKU. Add just SKUs or also specify qty and options.

Format: SKU,qty,option:value
Example: WT08,5,size0,color:black

[Add to List](#)

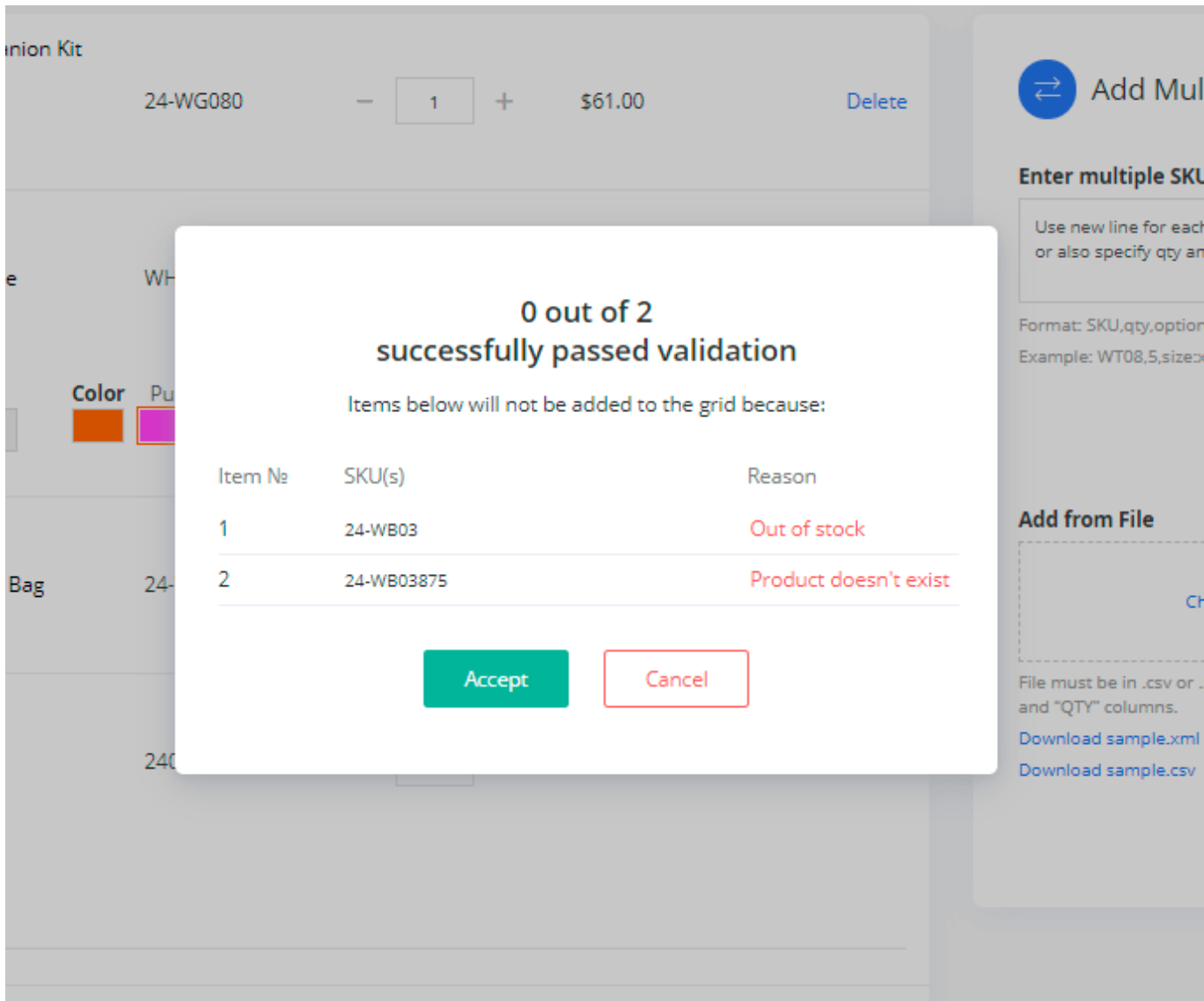
Add from File

[Choose file](#)

File must be in .csv or .xml format and include "SKU" and "QTY" columns.
[Download sample.xml](#)
[Download sample.csv](#)

[Upload now](#)

- See how the validation pop-up looks on the front. It appears if the inserted SKUs belong to products that do not exist or currently are out of stock.



Find out how to install the Quick Order extension via [Composer](#).

From:
<https://stg.amasty.net/docs/> - **Amasty Extensions FAQ**

Permanent link:
https://stg.amasty.net/docs/doku.php?id=magento_2:quick_order

Last update: **2020/11/06 13:51**