

**amasty**

For more details see how [Pre Order for Magento 2](#) extension works.

# Guide for Pre Order for Magento 2

The extension allows you to market the out-of-stock or just announced goods. Your customers can pre-order or backorder your goods that are temporarily unavailable for immediate purchase. Thus you can timely analyze customers' needs and build an efficient marketing strategy.

- Let customers easily pre-order upcoming or out-of-stock items
- Set discounts on pre-order products via rules
- Use a pre-order function for all types of products
- Create custom pre-order buttons and notes
- The module is read-compatible with GraphQL

## Functional Options

To configure the module, go to **admin panel** → **Stores** → **Configuration** → **Amasty Extensions** → **Pre Order**.

### Functional Options

Enable Pre Orders  
[store view]

Yes

Affects new orders with products set to be pre-ordered. Please note! Products on "Pre Order" must be set to "In Stock".

Allow Pre Orders for Products with  
Zero and Below Zero Qty  
[store view]

Yes

If set to "No", it is possible to pre order products that have quantity set to 1 or higher only. This way you can limit number of products available for pre order.

Disable Pre Order for Items with Qty  
Above Zero  
[store view]

Yes

If set to "Yes", pre orders will take effect only for products with quantity 0 or lower.

**Enable Pre Orders** - To enable pre orders, set to Yes.


Please, mind that the extension is working mainly on the basis of default Magento backorder functionality and therefore it affects only in-stock products. Before checking the functionality on frontend, please make sure that the product's **Stock Status** is set to **In Stock**.

**Allow Pre Orders for Products with Zero and Below Zero Qty** - Choose whether to allow pre

orders for products with zero quantity. If set to “No”, it is possible to pre order products that have quantity set to 1 or higher only. This way you can limit number of products available for pre order.

**Disable Pre Order for Items with Qty Above Zero** - If set to “Yes”, pre orders will take effect only for products with quantity 0 or lower.

Enable RMA for all types of products with the Magento 2 returns/exchange system.

Allow Mixed Carts [store view]  

If set to "No", customers will not be allowed to add both regular and preorder products to the same cart.

**Allow Mixed Carts** - This option is available only in **Pre-Order Pro**. If set to “No”, customers will not be allowed to add both regular and preorder products to the same cart.

## Display Options

**Default Add to Cart Button Text** - Specify the text that will be displayed instead of the *Add to Cart* button on category and product pages for all pre-ordered products.

**Default Pre Order Note** - You can display the same text with all pre-ordered products. It's possible to use *{variables}* with product attributes.

**Pre-Order Note Output Place** - Choose where to display the Pre-Order Note, using selectors. You can specify any valid selector. Also, you can determine several selectors separated by a comma. For example: *.stock, .availability*. This can be helpful when the output places differ on different pages.

**Show Pre-Order Note on Category Pages** - Control the display of Pre-Order Notes on the catalog and listing pages.

**Pre-Order Warning in Order** - Create a message to display with order information.

**Pre-Order Warning in Shopping Cart** - This warning is shown only when there is not enough quantity of ordered product. Here the *'%1\$s'* is the product name and the *'%2\$s'* is the pre-ordered product qty.

Use *'%1\$s'* (product name), *'%2\$s'* (pre-ordered product qty) to create your warning message.

**Pre-Order Warning for Below Zero Qty** - This warning is shown on the product page only when there is not enough quantity of an ordered product and pre-order is not allowed for products with zero and below zero qty. Here the *'%1\$s'* is the product name and the *'%2\$s'* is the available product qty.

## Display Options

**Default Add To Cart Button Text** [store view]

Text to display on the button instead of 'Add To Cart'

**Default Pre-Order Note** [store view]

You can use product attributes like {sku} or {delivery\_time}

**Pre-Order Note Output Place** [store view]

Specify the selector to display the Pre-Order Note in. It replaces .stock if empty.

**Show Pre-Order Note on Category Pages** [store view]

**Pre-Order Warning in Order** [store view]

Message to be displayed with order information

**Pre-Order Warning in Shopping Cart** [store view]

This warning is shown only when there is no enough quantity of ordered product. Here the '%1\$s' is the product name and the '%2\$s' is the pre-ordered product qty.

**Pre-Order Warning for Below Zero Qty** [store view]

This warning is shown on product page only when there is not enough quantity of ordered product and pre-order not allowed for products with zero and below zero qty. Here the '%1\$s' is the product name and the '%2\$s' is the available product qty.

## Release Date (available in Pre Order Pro)

With the Pre Order Pro extension, you can display the release date for pre-order products on the storefront. The module adds its own attribute, and you can also use any other attribute of the date type.

## Release Date

**Use Release Date** [global]

Set 'Yes' to use {release\_date} variable in Pre-Order Notes in product configuration.

**Release Date Attribute** [global]

- amasty\_preorder\_release\_date
- created\_at
- custom\_design\_from
- custom\_design\_to
- news\_from\_date
- news\_to\_date
- special\_from\_date
- special\_to\_date
- updated\_at

**Release Date Format** [store view]

**Change Product Backorders Value on Release Date** [global]

**Pre-Order Note State on Release Date** [store view]

**Use Release Date** - set 'Yes' to use {release\_date} variable in Pre-Order Notes in product configuration.

**Release Date Attribute** - here you can select the date attribute that will be used for the {release\_date} variable value.

**Release Date Format** - choose the format, which the release date will be displayed for customers.

**Change Product Backorders Value on Release Date** - specify whether to change or not product backorders value on release date

**Pre-Order Note State on Release Date** - specify how the pre-order note should be changed after the product release date. You may choose one of two options: Hidden or Replaced with default note.

Please note, that the Release Date functional works via Cron. The module checks whether the release date has come on the current day. For example, if it is now 07/12/21 and the release date is 07/12/21, then the pre-order note will be hidden/replaced. But if today is 07/12/21, and in the admin panel the product release date is set to an earlier value manually, then the manually entered value will be

displayed.

To set Release Date for a particular product, please do the following:

- Navigate to **Admin Panel → Catalog → Products**
- Select a product
- On the product info page, click **Advanced Inventory**
- In the Advanced Inventory tab, enable the Pre-Order (if you have't done this before): untick Use Config Settings checkbox under Backorders field and select Allow Pre-Orders option from the dropdown
- In the **Release Date** field, choose the necessary date via the calendar.

Backorders [global] Allow Pre-Orders

Use Config Settings

Pre-Order Cart Button [store view] Pre-Order

Release Date 07/30/2021

Pre-Order Note [store view] <b>Available Soon</b>

## Additional Options

**Detect Complex Products Which Consist only of Pre-Order Components** - When set to Yes, the pre order warning will be displayed before the customer selects any product configuration. The option works for configurable, bundle and grouped products if all their components have pre order status.

**Automatically Add Warning to Transactional Emails** - When enabled, the Pre-Order Note will be added to transactional emails automatically.

## Additional Options

**Detect Complex Products Which  
Consist only of Pre-Order  
Components**  
[store view]

If set to 'Yes', the extension analyzes your configurable, bundle and grouped products on category pages to indicate preorder status before customers choose any option in cases, when all components have 'Preorder' status.  
Please be aware this may cause huge performance degradation for larger catalogs.

**Automatically Add Warning to  
Transactional Emails**  
[store view]

Here's the example of an email with the Pre-Order Note.

Please be **aware this is a preorder**. The products will be shipped to you once they become available.

Caicos,

Thank you for your order from Main Website Store. Once your package ships we will send you a tracking number.

If you have questions about your order, you can email us at [support@example.com](mailto:support@example.com).

## Your Order #000000005

Placed on October 8, 2018 at 7:22:15 AM GMT

### Billing Info

sdf sdf  
sdf  
sdf  
sdf  
sdf, 456456  
Turks & Caicos Islands  
T: +375298638049

### Shipping Info

sdf sdf  
sdf  
sdf  
sdf  
sdf, 456456  
Turks & Caicos Islands  
T: +375298638049

### Payment Method

Check / Money order

### Shipping Method

Flat Rate - Fixed

Items	Qty	Price
<b>Olivia 1/4 Zip Light Jacket</b> SKU: WJ12-XS-Black <i>Size</i> XS <i>Color</i> Black	1	\$77.00
<b>Sprite Yoga Companion Kit</b> SKU: 24-WG080-24-WG081-blue-24-WG084-24-WG085-24-WG088	1	\$61.00

Install Magento 2 Google Rich Snippets extension to indicate that the item is available for pre-order in the Google Rich Snippets displayed right on the search result page.

## Pre-Order Release Notification (available in Pre Order Pro)

## Pre-Order Release Notification

**Order Status**  
[global]

- Pending
- Processing
- Suspected Fraud
- Complete
- Closed
- Canceled
- On Hold

Notifications will be sent only for orders in chosen statuses. Please note, that to send notifications:

- 1) Configure the settings in the current fieldset and modify the template if required
- 2) Go to product grid
- 3) Choose products to send notifications for (product backorder status must be other than 'Allow Pre-Orders')
- 4) Launch notification sending by choosing the appropriate option in massaction section and confirm the action.

**Notification Template**  
[store view]

Pre-Order Release Notification (Default) ▼

**Email Sender**  
[store view]

General Contact ▼

**Order Status** - notifications will be sent only for orders in chosen statuses.

**Notification Template** - choose the template for release notifications.

**Email Sender** - specify the email sender

To send notifications please do the following:

- Go to product grid
- Choose products to send notifications for (product backorder status must be other than 'Allow Pre-Orders')
- Launch notification sending by choosing the appropriate option in mass action section and confirm the action.






# Products

Filters De

Active filters: **Keyword: watch** ×

*Search by keyword* Q

9 records found (6 selected) 20 ▾ per page

Actions	Thumbnail	Name	Type	Attribute Set	SKU	Price	Quantity	Salable Quantity	Visibility
<div style="border: 1px solid #ccc; padding: 5px; width: 150px;"><ul style="list-style-type: none"><li>Delete</li><li>Change status</li><li>Update attributes</li><li>Assign Inventory Source</li><li>Unassign Inventory Source</li><li>Transfer Inventory To Source</li><li style="background-color: #f0f0f0;">Send Pre-Order Notification</li></ul></div>		Aim Analog Watch	Simple Product	Gear	24-MG04	\$45.00	0.0000	Default Stock: 0	Catalog, Search
		Endurance Watch	Simple Product	Gear	24-MG01	\$49.00	0.0000	Default Stock: -1	Catalog, Search
		Summit Watch	Simple Product	Gear	24-MG03	\$54.00	0.0000	Default Stock: -2	Catalog, Search
		Cruise Dual Analog Watch	Simple Product	Gear	24-MG05	\$55.00	0.0000	Default Stock: 0	Catalog, Search
<input checked="" type="checkbox"/>		Dash Digital Watch	Simple Product	Gear	24-MG02	\$92.00	0.0000	Default Stock: 0	Catalog, Search

## Analytics Page(available in Pre Order Pro)

With the Magento 2 Pre Order Pro extension, you can conveniently view all the products, sales, and customers stats related to pre-orders. To start the tracking, in the extension general settings, adjust what order statuses should be taken into analysis.

## Analytics Page

### Pending Orders Statuses [global]

- Pending
- Processing
- Suspected Fraud
- Complete
- Closed
- Canceled
- On Hold
- Pending Payment
- Payment Review

### Revenue Orders Statuses [global]

- Pending
- Processing
- Suspected Fraud
- Complete
- Closed
- Canceled
- On Hold
- Pending Payment
- Payment Review

In this tab you can specify the **Pending Orders Statuses** and **Revenue Orders Statuses** to be tracked in analytics.

To view the stats, please navigate to **Reports → Pre Order Analytics**:

### Pre Order Analytics demouser ▾

From  To

Products Pre-Ordered

**20**

Unique Customers

**4**

Pre-Orders Placed

**10**

Pre-Orders Pending

**8**

Pre-Orders Revenue

**\$135.20**

---

#### Last Pre-Orders [View All](#)

Order	Customer	Status	Date	Pre-order Items	Pre-order Revenue
# 000000012	Nick Cage	Processing	Jul 16, 2021, 4:23:50 PM	3	\$104.80
# 000000011	Veronica Costello	Pending	Jul 16, 2021, 1:40:59 PM	1	\$38.40
# 000000010	Jane Garlem	Complete	Jul 16, 2021, 1:40:22 PM	2	\$108.00
# 000000009	Jane Garlem	Pending	Jul 16, 2021, 1:40:02 PM	1	\$47.20
# 000000008	Anna Bond	Complete	Jul 16, 2021, 1:38:21 PM	1	\$27.20

#### Pre-order Bestsellers

#	Name	Qty	Revenue
1	Aeon Capri	5	\$192.00
2	Luma Analog Watch	4	\$137.60
3	Joust Duffle Bag	3	\$81.60
4	Fusion Backpack	2	\$94.40
5	Summit Watch	2	\$86.40

In the **From/To** tab, you can adjust the time period for stats display.

## Order Grid

To navigate the order grid, go to **admin panel → Sales → Orders**. You can filter the pre orders by clicking the **Pre Order** column.

# Orders

admin

Create New Order

Search by keyword

Filters Default View Columns Export

Actions 14 records found 20 per page 1 of 1

ID	Purchase Point	Purchase Date	Bill-to Name	Ship-to Name	Grand Total (Base)	Grand Total (Purchased)	Status	Action	Pre-Order
000000014	Main Website Main Website Store Default Store View	Apr 5, 2019 7:30:55 AM	Veronica Costello	Veronica Costello	\$53.71	\$53.71	Pending	<a href="#">View</a>	Yes
000000013	Main Website Main Website Store Default Store View	Apr 5, 2019 6:54:14 AM	Veronica Costello	Veronica Costello	\$143.56	\$143.56	Pending	<a href="#">View</a>	No
000000012	Main Website Main Website Store Default Store View	Apr 5, 2019 6:31:52 AM	Veronica Costello	Veronica Costello	\$167.82	\$167.82	Pending	<a href="#">View</a>	Yes
000000011	Main Website Main Website Store Default Store View	Feb 15, 2019 12:04:02 PM	Veronica Costello	Veronica Costello	\$89.02	\$89.02	Pending	<a href="#">View</a>	No
000000010	Main Website Main Website Store Default Store View	Feb 15, 2019 11:58:38 AM	Veronica Costello	Veronica Costello	\$96.60	\$96.60	Pending	<a href="#">View</a>	No

## Order Info

On the order info page all the products ordered in advance will be marked as pre order.

**ORDER VIEW**

- Information
- Invoices
- Credit Memos
- Shipments
- Comments History

### Payment & Shipping Method

#### Payment Information


Check / Money order  
The order was placed using USD.



#### Items Ordered

Product	Item Status	Original Price
<b>Stellar Solar Jacket (Preorder)</b> SKU: WJ01-S-Yellow Color: Yellow Size: S	Ordered	\$75.00

## Pre Order for Simple Products


Pre order message and customizable button on a product page.



Search entire store here...  

What's New Women Men **Gear** Training Sale

Home > Gear > Overnight Duffel






### Overnight Duffel

★★★★☆ 3 Reviews [Add Your Review](#)

**\$45.00** **AVAILABLE SOON**  
SKU#: 24-WB07

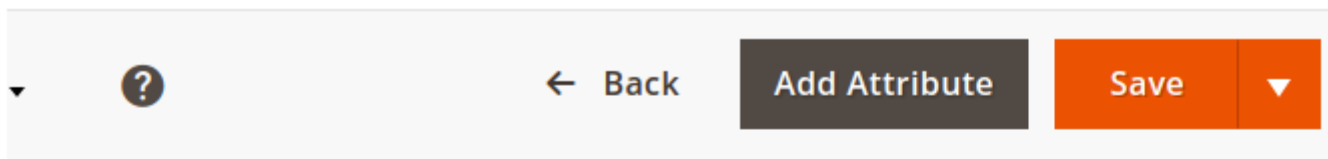
Qty:

**Pre Order**

 ADD TO WISH LIST  ADD TO COMPARE  
 EMAIL

To enable pre order function for a simple product:

- Go to **Admin Panel → Catalog → Products**
- Select an existing product or create a new one
- On the product info page, press **Advanced Inventory**



**Enable Product**  Yes  
[website]

**Attribute Set**

Bag

**Product Name \***  
[store view]

Endeavor Daytrip Backpack

**SKU \***  
[global]

24-WB06

**Price \***  
[global]

\$ 33.00

[Advanced Pricing](#)

**Tax Class**  
[website]

Taxable Goods

**Quantity**  
[global]

100

[Advanced Inventory](#)

**Stock Status**  
[global]

In Stock

In the **Advanced Inventory** tab, untick **Use Config Settings** checkbox under **Backorders** field and select **Allow Pre-Orders** option from the dropdown.

You can specify custom **Pre-Order Cart Button** and **Pre-Order Note** for a simple product. Leave it blank, and the values that you set in the **Display Options** will be applied.

Qty Uses Decimals [global] No

Allow Multiple Boxes for Shipping [global] No

Backorders [global] Allow Pre-Orders

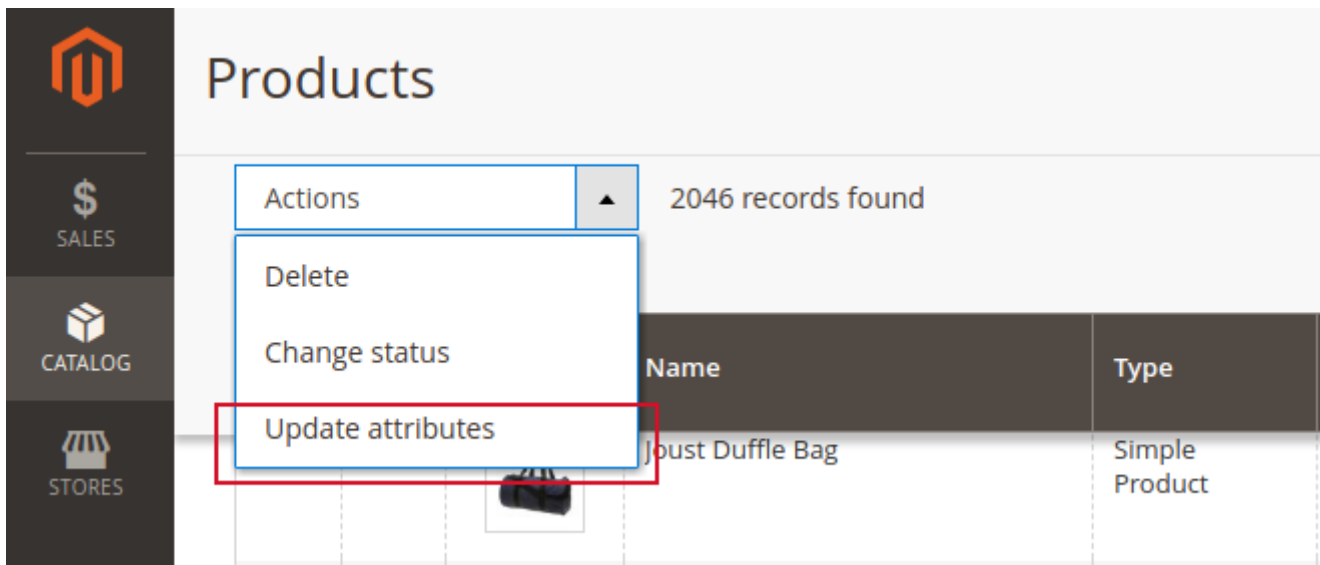
Use Config Settings

Pre-Order Cart Button [store view] Pre Order

Pre-Order Note [store view] Available in 2 weeks

Pre-order note, e.g. "Available in 2 weeks" is saved for each particular order. Once admin changes the information to "Available in 5 weeks", it will be applied to new orders only.

## Pre Order via Mass Action



To activate pre order and customize pre order note & cart button in bulk (for many products at the same time):

- Go to **Admin Panel** → **Catalog** → **Products** → Move to Grid
- Select necessary products on the grid
- Choose **Update attributes** in *Actions* dropdown
- On the **Products Information** page, click **Advanced Inventory** tab
- Find **Backorders** field, check *Change* checkbox, uncheck *Use Config Settings*, Select *Allow Pre-Orders* from the drop-down

**Backorders**  ▼

Use Config Settings

Change

- Then switch to *Pre-Order* section on the bottom, check *Change* checkboxes, and edit **Pre-Order Cart Button** and **Pre-Order Note** texts

### Pre-Order

---

**Pre-Order Note**

**Pre-Order Cart Button**

## Pre Order for Configurable Products

To activate pre orders for configurable, grouped or bundle products, you need either to enable the feature for each particular simple product of the compound one (See [Pre Order for Simple Products Settings](#)) or activate it via mass action (Check [Pre Order via Mass Action Settings](#))

To find out what are the simple products of configurable, grouped, or bundle items:

- Select this product on the grid
- View all associated simple products in the *Configurations* section of the product details tab.

## Configurations

[Add Products Manually](#)

[Edit Configurations](#)

### Current Variations

< 1 of 1 >

Image	Name	Weight	Status	Attributes	Actions
	Chaz Kangeroo Hoodie-XS-Black	1.0000	Enabled	Size: XS, Color: Black	Select ▾
	Chaz Kangeroo Hoodie-XS-Gray	1.0000	Enabled	Size: XS, Color: Gray	Select ▾
	Chaz Kangeroo Hoodie-XS-Orange	1.0000	Enabled	Size: XS, Color: Orange	Select ▾

Pre order option for a configurable product on the front-end.



The image shows a product page for a 'Stellar Solar Jacket'. On the left is a photograph of a woman wearing a teal-colored jacket. To the right of the image, the product title 'Stellar Solar Jacket' is displayed in a large font. Below the title, there are four stars (the first three are filled, the fourth is empty), '3 Reviews', and a link 'Add Your Review'. The price '\$75.00' is shown in a large font, with 'AVAILABLE SOON!' and 'SKU#: WJ01' to its right. Below the price, there are three dropdown menus: 'Color' with 'Blue' selected, 'Size' with 'S' selected, and 'Qty' with '1' selected. The 'Color' dropdown shows three options: Blue, Red, and Yellow. The 'Size' dropdown shows three options: S, M, and L. A blue 'Pre-Order' button is located at the bottom of the product information section.


## Use Pre-Order Condition in Catalog and Cart Price Rules

With the extension, you can assign a discount to pre-order products via Catalog and Cart Price Rules. This way, you will save your time with no necessity to edit the price for each product individually. All you need to do is to create a rule and specify the appropriate conditions.

### Catalog Price Rule


To create a **Catalog Price Rule** for pre-order products, please navigate to **Marketing → Catalog Price Rule**:

# Catalog Price Rule

 demouser ▾

Apply Rules

**Add New Rule**

 We found updated rules that are not applied. Please click "Apply Rules" to update your catalog.

**Search**

[Reset Filter](#)





2 records found

20 ▾ per page



1 of 1



ID	Rule ↓	Start	End	Status	Web Site
<input type="text"/>	<input type="text"/>	From  To 	From  To 	<input type="text"/> ▾	<input type="text"/> ▾
1	20% off all Women's and Men's Pants		--	Active	Main Website
2	Sale		--	Active	Main Website

Click the **Add New Rule** button.

# New Catalog Price Rule

demouser ▾

← Back   Reset   Save and Apply   Save and Continue Edit   **Save**


## Rule Information




**Rule Name \***


**Description**

**Active \***  Yes

**Websites \***  

**Customer Groups \***

**From**  

**To**  

**Priority**

Add the Rule Name and its Description, specify the Websites and Customer Groups for which the rule will be available. Also, you can set the rule Priority and schedule it to a particular time period.


## Conditions

### Conditions (don't add conditions if rule is applied to all products)

---

If **ALL** of these conditions are **TRUE** :

Pre-order (Amasty Pre Order) **Yes** 


Category is 12, 14 



---

### Actions

Apply

Apply as percentage of original 

Discount Amount \*

20

Discard subsequent rules

No 

---

In the **Conditions** tab, you can choose all necessary conditions for your rule.

Choose **Pre-Order (Amasty Pre-Order)** condition and set it to 'Yes' to apply the rule to pre-order products.

If ALL of these conditions are TRUE :

Please choose a condition to add. ▼

- Climate
- Collar
- Color
- Eco Collection
- Erin Recommends
- Features
- Format
- Gender
- Material
- New
- Pattern
- Performance Fabric
- SKU
- Sale
- Size
- Sleeve
- Strap/Handle
- Style Bags
- Style Bottom
- Style General
- Pre-order (Amasty Pre Order)

If ALL of these conditions are TRUE :

Pre-order (Amasty Pre Order) Yes ▼

- No
- Yes

Add other conditions if needed.

In the **Actions** tab, adjust the discount type for the rule.

**Actions** ✎

Apply Apply as percentage of original ▼

Discount Amount \* 20


Discard subsequent rules No ▼

When everything is ready, click the **Save** or **Save and Apply** button.

## Cart Price Rule

To create a **Cart Price Rule** for pre-order products, please navigate to **Marketing → Catalog Price Rules**:

### Cart Price Rules

 demouser ▾

[Add New Rule](#)

**Search**

[Reset Filter](#)

5 records found

20  per page

<

1 of 1

>

ID	Rule	Coupon Code	Start	End	Status	Web Site	Priority
<input type="text"/>	<input type="text"/>	<input type="text"/>	From <input type="text"/> To <input type="text"/>	From <input type="text"/> To <input type="text"/>	<input type="text"/>	<input type="text"/>	<input type="text"/>
1	Buy 3 tee shirts and get the 4th free			--	Active	Main Website	0
2	Spend \$50 or more - shipping is free!			--	Active	Main Website	0
3	20% OFF Ever \$200-plus purchase!*			--	Active	Main Website	0
4	\$4 Luma water bottle (save 70%)	H20		--	Active	Main Website	0
5	Pre-Order Discount		Jul 15, 2021	--	Active	Main Website	2


Click the **Add New Rule** button.

### Rule Information


Rule Name \*

Description


Active \*  Yes


Websites \*  

Customer Groups \*

Coupon \*  

Uses per Customer   
Usage limit enforced for logged in customers only.

From  

To  

Priority

Public In RSS Feed  Yes

Add the Rule Name and its Description, specify the Websites and Customer Groups for which the rule will be available. Set the rule Priority and schedule it to a particular time period. Also, for the Cart Price Rule, you can set 'Uses per Customer' and add a 'Coupon' code.

## Conditions

---

## Actions

Apply  ▼

Discount Amount \*

Maximum Qty Discount is Applied To

Discount Qty Step (Buy X)

Apply to Shipping Amount  No  
Discount amount is applied to subtotal only

Discard subsequent rules  No

Apply the rule only to cart items matching the following conditions (leave blank for all items).

---

If ALL of these conditions are TRUE :

Pre-order (Amasty Pre Order) Yes 



Free Shipping  ▼

## Labels

---

## Manage Coupon Codes

---

In the **Actions** tab of the rule, you can adjust the discount settings and add the needed conditions. Add **Pre-Order (Amasty Pre-Order)** condition and set it to 'Yes' to apply the rule to pre-order products.



Configure Labels and adjust coupon codes settings if needed.

When everything is ready, click the **Save** button.

# Frontend examples

The pre order message you've specified for each particular product in the **Advanced Inventory** tab is displayed on a shopping cart page.

## Shopping Cart

Item	Price	Qty	Subtotal
 Savvy Shoulder Tote	\$24.00	1	\$24.00
 Driven Backpack	\$36.00	1	\$36.00

Available in a month!

### Summary

Estimate Shipping and Tax

Subtotal	\$60.00
Tax	\$0.00
<b>Order Total</b>	<b>\$60.00</b>

[Go to Checkout](#)

[Check Out with Multiple Addresses](#)

Warning message in the **Orders** tab of a customer's account.

# Order # 000000014 PENDING

April 5, 2019

[Reorder](#)

[Print Order](#)

Please be aware this is a preorder. The products will be shipped to you once they become available.


Product Name	SKU	Price	Qty	Subtotal
Overnight Duffle <i>&lt;i&gt;Available Soon&lt;/i&gt;</i>	24-WB07	\$45.00	Ordered: 1	\$45.00
Subtotal				\$45.00
Shipping & Handling				\$5.00
Tax				\$3.71
<b>Grand Total</b>				<b>\$53.71</b>

Pre order note is also displayed at the **Checkout** in order summary section

## Order Summary


2 Items in Cart ^

---



Driven Backpack \$36.00  
Qty: 1  
**Will be available within 2 weeks!**

---



Endeavor Daytrip Backpack \$33.00  
Qty: 1  
**Will be available soon!**

Find out how to install the Pre Order extension via [Composer](#).

From:

<https://stg.amasty.net/docs/> - **Amasty Extensions FAQ**

Permanent link:

[https://stg.amasty.net/docs/doku.php?id=magento\\_2:pre\\_order](https://stg.amasty.net/docs/doku.php?id=magento_2:pre_order)



Last update: **2021/07/29 15:05**