

amasty

For more details see how the [Extra Fee](#) extension works.

Guide for Extra Fee for Magento 2

Add extra fees to any additional services you need and display them on the checkout and shopping cart pages. With flexible conditions and advanced settings, you can display relevant fees to customers and encourage them to spend more.

- Generate an unlimited number of extra fees
- Display fees on cart and checkout pages
- Create extra fees based on payment and shipping methods
- Determine fees display with flexible conditions
- Use percent and fixed price fee types

The extension is read and write **GraphQL compatible**. Now you can expose and mutate the datasets in Extra Fee extension for Magento 2 via GraphQL queries.

General Extension Settings

To configure general extension settings please go to *Stores → Configuration → Amasty Extensions → Extra Fee*

General

General

Show On Order Grid
[store view]

Show On Order Grid - set to 'Yes' to allow fees display on the Order Grid.

Calculation

In this section, you can configure on scope level the way your fees will be calculated.

Calculation

Include Discounts in Calculations [store view]



Select 'Yes' if you want to calculate the extra fee based on the prices with discount amounts (only for percent fee type)

Apply Tax Class to Extra Fees [store view]



Set whether Extra Fee calculations should include or exclude taxes. If 'Yes':

- for the 'Fixed Fee' type the 'Fee Tax Class' option will always be applied;
- for the 'Percent Fee' type, you should choose between 'Product Tax Class' or 'Fee Tax Class' options.

Use Fee's Tax Class Instead of Product's Tax Class for Percent Fees [store view]



Set 'Yes' if you want to override 'Product Tax Class' configuration by specific 'Fee Tax Class' setting for Fee calculation purposes.

Use Product's Shipping Cost as Product Price Part for Calculations [store view]



Select 'Yes' if you want to calculate the extra fee based on the prices with shipping costs (only for percent fee type)

Include Discounts in Calculations - select 'Yes' if you want to calculate the extra fee based on the prices with discount amounts (only for percent fee type).

Apply Tax Class to Extra Fees - select 'Yes' if you want to calculate the extra fee based on the prices with taxes. Please kindly note that, for the 'Fixed Fee' charges, the tax class option will always be applied. For 'Percent Fee' charges, please configure the setting below.

Use Fee's Tax Class Instead of Product's Tax Class for Percent Fees - enable this option to 'Yes' to set different tax class for percent fees.

Use Product's Shipping Cost as Product Price Part for Calculations - select 'Yes' if you want to calculate the extra fee based on the prices with shipping costs (only for percent fee type).

Also, you can tweak the calculation for each specific fee. To do that, please proceed with the [Extra Fees Creation: Calculation](#) part of the User Guide.

Tax

In this section, you can adjust the tax class for extra fees.

Tax

Tax Class [store view]	<input type="text" value="Taxable Goods"/>
	<ul style="list-style-type: none">NoneTaxable GoodsRefund AdjustmentsGift OptionsOrder Gift WrappingItem Gift WrappingPrinted Gift CardReward Points
Display Prices at Shopping Cart [store view]	<input type="text" value="Including and Excluding Tax"/>
Display Prices at Orders, Invoices, Credit Memos [store view]	<input type="text" value="Including and Excluding Tax"/>

This feature is highly important for EU tax laws compliance. Adjust this setting according to local tax laws. Learn more about EU Tax Guidelines on [official Magento website](#).

Tax Class - specify the tax class for the extra fees. If you haven't had the special tax class for your extra fee - you can create it in *Stores → Taxes → Tax rules → Add new tax rule*. If set to **None**, the tax won't be calculated.

Then, choose whether to include or to exclude the tax into fees calculation display for **Display Prices at Shopping Cart** and **Display Prices at Orders, Invoices, Credit Memos** options.

If the setting is set to **Include Tax**, then taxes will be included in the cost of the initial fee. For example, if the fee amount is \$10, Tax=10%, then the Fee Amount visible for the end-user will be \$9.09 Fee + \$0.91 Tax. In Order Total it will be shown as \$10.

If the setting is set to **Exclude Tax**, then taxes will be excluded from fee calculation. For example, the Fee Amount is \$10, Tax=10%. Then, an end-user will see Fee Amount of \$10 Fee + \$1 Tax. In Order

Total it will be shown as \$11.

Frontend

In this section, you can adjust the display of Fees on the Shopping Cart page.

Frontend

Show On Cart Page [store view]

Show On Cart Page - set to 'Yes' to display fees on Shopping Cart.

Extra Fees Creation

Extra Fees Grid

To create extra fees please go to *Stores* → *Extra Fee* → *Fees*

Extra Fees

admin ▾

[Add New Fee](#)

Filters Default View ▾ Columns ▾

Actions ▾ 8 records found 20 ▾ per page < 1 of 1 >

<input type="checkbox"/>	ID	Name	Store View	Customer Group	Enabled	Action
<input type="checkbox"/>	1	Rush Delivery	All Store Views	NOT LOGGED IN, General, Wholesale, Retailer	No	Edit
<input type="checkbox"/>	2	Gift Wrap	All Store Views	NOT LOGGED IN, General, Wholesale, Retailer	No	Edit
<input type="checkbox"/>	3	Mandatory Non-Refundable Fee	All Store Views	NOT LOGGED IN, General, Wholesale, Retailer	Yes	Edit
<input type="checkbox"/>	4	Mandatory Refundable Fee	All Store Views	NOT LOGGED IN, General, Wholesale, Retailer	No	Edit
<input type="checkbox"/>	5	Optional Non-Refundable Fee	All Store Views	NOT LOGGED IN, General, Wholesale, Retailer	No	Edit
<input type="checkbox"/>	6	Optional Refundable Fee	Main Website Main Website Store Default Store View	NOT LOGGED IN, General, Wholesale, Retailer	Yes	Edit
<input type="checkbox"/>	7	Percent Fee - per whole cart	All Store Views	NOT LOGGED IN, General, Wholesale, Retailer	Yes	Edit
<input type="checkbox"/>	8	Percent Fee - per each product	All Store Views	NOT LOGGED IN, General, Wholesale, Retailer	No	Edit

All created additional fees are displayed on the Extra Fees grid. Click '**Add New**' to add a new fee.

General

Rush Delivery

 demouser ▾

← Back

Delete

Reset

Save and Continue Edit

Save

FEE INFORMATION

General 

Options

Stores & Customer Groups

Conditions

Calculation

General

Name *

Enabled ▾

Mandatory to select ▾

Eligible for Refund ▾

Type ▾

Sort Order

Description

Name - Specify the name of the extra fees block, that will be displayed on the frontend.

Enabled - Set 'yes' to enable the fee.

Mandatory to select - set to 'Yes' to make the fee truly mandatory. If the customer cart is eligible for a mandatory fee, a customer cannot proceed to the next step without selecting at least one option per mandatory fee.

Eligible for Refund - set to 'Yes' to allow fee refund in the future.

Type - Select the input type for fee options that will be displayed on the frontend. You can choose 'Dropdown', 'Checkbox', or 'Radio Button' types.

Sort Order - Specify the options' sorting order on the frontend ('zero' is the highest position).

Description - Specify an additional description that will be displayed on the frontend.

Options

Rush Delivery

admin

Back Delete Reset Save and Continue Edit Save

FEE INFORMATION

General

Options

Stores & Customer Groups

Conditions

Calculation

Options

	Is Default	Price	Type	Admin*	Default Store View	
<input type="checkbox"/>	<input type="radio"/>	5.00	Perc	Rush delivery	Rush delivery	Delete
<input type="checkbox"/>	<input type="radio"/>	10.00	Perc	Super Rush D	Super Rush D	Delete
<input type="checkbox"/>	<input type="radio"/>	15.00	Perc	VIP Delivery 3	VIP Delivery 3	Delete

Add Option

Is default - With this option you can select which option will be preselected before the customer makes a choice. In case you want to delete the preselected point, just add a new option, choose it, and then delete it.

Prices - Set prices for each option.

Type - Specify the fee type: either a percent or a fixed price.

Admin - here you can specify the name of the fee options that will be displayed on the backend.

Default Store View - here you can specify the name of the fee option that will be displayed on the frontend of the chosen store view(s).

Stores and Customer Groups

Rush Delivery

admin

Back Delete Reset Save and Continue Edit Save

FEE INFORMATION

- General
- Options
- Stores & Customer Groups**
- Conditions
- Calculation

Stores & Customer Groups

Store View *

- All Store Views
- Main Website**
- Main Website Store**
- Default Store View

Customer Groups *

- NOT LOGGED IN
- General
- Wholesale
- Retailer

Specify store views and customer groups for which your extra fees will be available.

Conditions

FEE INFORMATION

- General
- Options
- Stores & Customer Groups
- Conditions**
- Calculation

Conditions (don't add conditions if need all products)

If ALL of these conditions are TRUE :

Please choose a condition to add. ▲

Please choose a condition to add. ▲


- Product attribute combination
- Products subselection
- Conditions combination

Cart Attribute

- Subtotal
- Total Items Quantity
- Total Weight
- Payment Method
- Shipping Method
- Shipping Postcode
- Shipping Region
- Shipping State/Province
- Shipping Country

Advanced Conditions

- Weight
- Quantity In Stock
- Billing Address Country
- Payment Method
- Shipping Address Line

 Copyright © 2018 Magento Commerce Inc. All rights reserved.

You can show fees based on products and cart attributes. In case a customer meets the conditions he/she will see the fees block on the cart and checkout page.

Rush Delivery

← Back Delete Reset Save and Continue Edit Save

FEE INFORMATION

General

Options

Stores & Customer Groups

Conditions

Calculation

Conditions (don't add conditions if need all products)

If ALL of these conditions are TRUE :


Shipping Method is

- DHL**
 - [dhl] Customer services
 - [dhl] Easy shop
 - [dhl] Jetline
 - [dhl] Express easy
 - [dhl] Express worldwide
 - [dhl] Medical express
 - [dhl] Express 9:00
 - [dhl] Freight worldwide
 - [dhl] Economy select
 - [dhl] Jumbo box
 - [dhl] Express 10:30
 - [dhl] Europack
 - [dhl] Express 12:00
- Federal Express**
 - [fedex] Europe First Priority
 - [fedex] 1 Day Freight
 - [fedex] 2 Day Freight
 - [fedex] 2 Day
 - [fedex] 2 Day AM

Create rules based on active shipping and payment methods. Once a customer chooses the specified shipping or payment method, the fees block with custom options is displayed.

Calculation

FEE INFORMATION

- General 
- Options
- Stores & Customer Groups
- Conditions
- Calculation**

Percent Fee Calculation

Include discount in subtotal

Select 'Yes' if you want to calculate the extra fee based on the prices with discount amounts (only for percent fee type)

Include shipping in subtotal


Select 'Yes' if you want to calculate the extra fee based on the prices with shipping costs (only for percent fee type)

You can choose to include discount and shipping subtotals into the fee for each particular rule. If the options are set to 'Default', parameters for calculation will be taken from the General extension settings.






Fee Calculation Applicability

Apply Fees for

Only products with attributes selected below will be counted for this Fee calculation (leave blank for all Items)

 Percent based Fees are being calculated using eligible products' Subtotal as a base. Fixed Fees use eligible products' quantity while 'Per Product' is enabled.

If ANY of these conditions are TRUE :

- SKU is 24-UG01, 24-UG05, 24-UG02, 24-... 
- Category is 9 
- Pattern contains Camo, Geometric 
- Sale is Yes 
- 



Apply Fees for - here you can decide if you'd like to charge fee for the whole cart or per each product.

In case you want to apply fees per each product from a specific set, you can define the set subselection via conditions tree.

Frontend examples

Show extra fee blocks on the shopping cart page. Use either a percent or a fixed price type for each extra fee block. Percent fees are calculated automatically.

Shopping Cart

Item	Price	Qty	Subtotal
 Luma Analog Watch	\$43.00	1	\$43.00
 Didi Sport Watch	\$92.00	1	\$92.00

Summary

Additional Fees ^

Rush Delivery
Rush Delivery service
 Rush delivery 3 hours \$5.00
 Super Rush Delivery 1 hour \$10.00
 VIP Delivery 30 minutes \$15.00

Gift Wrap
Gift wrapping service
Choose Option v

Estimate Shipping and Tax v

Subtotal \$135.00
Extra Fee (Super Rush Delivery 1 hour) \$10.00



Order Total \$145.00

[Proceed to Checkout](#)

[Update Shopping Cart](#)

Use different input types and display as many extra fee blocks as you need.

Shopping Cart

Item	Price	Qty	Subtotal
 Luma Analog Watch	\$43.00	1	\$43.00
 Didi Sport Watch	\$92.00	1	\$92.00

Update Shopping Cart

Summary

Additional Fees

Rush Delivery

Rush Delivery service

- Rush delivery 3 hours \$6.65
- Super Rush Delivery 1 hour \$13.30
- VIP Delivery 30 minutes \$19.95

Gift Wrap

Gift wrapping service

Box \$3.00

Choose Option

- Box \$3.00
- Box and a gift card \$5.00
- Box and a ribbon \$10.00

Subtotal \$133.00

Extra Fee (Rush delivery 3 hours, Box) \$9.65

Order Total \$142.65

[Proceed to Checkout](#)

[Check Out with Multiple Addresses](#)

From:

<https://stg.amasty.net/docs/> - **Amasty Extensions FAQ**

Permanent link:

https://stg.amasty.net/docs/doku.php?id=magento_2:extra_fee



Last update: **2020/10/06 12:35**