

**amasty**

See the way [Donations Suite for Magento 2](#) extension works.

# Guide for Donations Suite by MageWorx for Magento 2

Magento 2 Donations Suite is the extension that makes it possible to accept online donations and support non-profits and charities you care about.

- Accept donations on the shopping cart page
- Add multiple charity organizations for donations
- Provide buyers with maximum info about charities
- Specify predefined donation amounts

---

## Extension configuration

### Backend setup

The main extension's settings can be found under **Stores** → **Configuration** → **MageWorx** → **Donations**.

## MageWorx Donations

<b>Accept Donations</b> <small>[store view]</small>	Yes	▼
<b>Enable Donation In Cart</b> <small>[store view]</small>	Yes	▼
This setting enables/disables the donations in the cart page. The donations functionality will be still available during the checkout.		
<b>Enable donations in Admin Orders</b> <small>[store view]</small>	Yes	▼
<b>Minimum Donation</b> <small>[store view]</small>	2	
The minimum value of donation		
<b>Default Description</b> <small>[store view]</small>	Please donate here	
<b>Donation Amount Placeholder</b> <small>[store view]</small>	Enter your donation	
<b>Default Organization</b> <small>[store view]</small>	St. Antonio Orphanage	▼
<b>Show Predefined Amounts</b> <small>[store view]</small>	Yes	▼
<b>Enable Donation Custom Amount</b> <small>[store view]</small>	Yes	▼

**Accept Donations** enables/disables the entire donation functionality in the store.

**Enable Cart Donations** adds the donations box to the shopping cart page. If disabled, the donations functionality will be disabled in the cart page on the front-end. It is possible to add donations via the backend though.

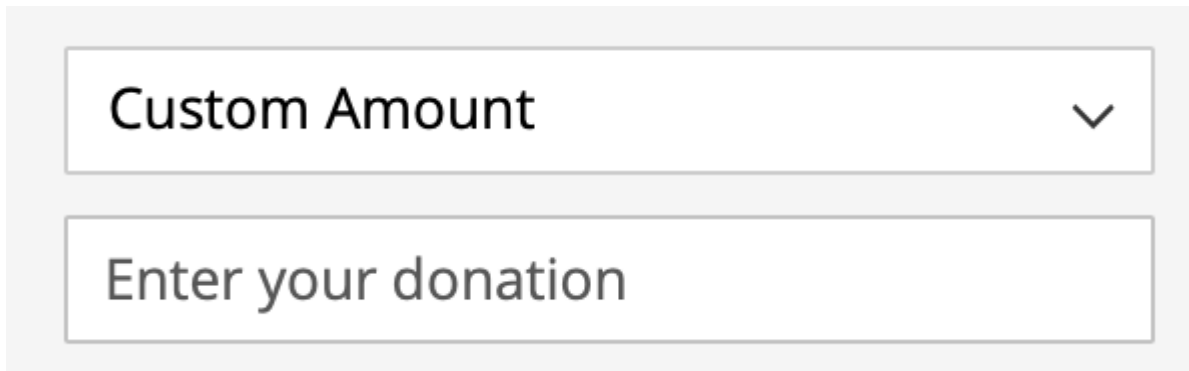
**Enable donations in Admin Orders** enables/disables the possibility to add donations from the backend.

**Minimum Donation** specifies the minimal value of the allowed donations. This will be shown on the frontend as well.

Please bear in mind that this value is for the frontend only. For the orders with donations that are being created in the backend, it won't be counted.

**Default Description** allows setting the default text of the donation box, shown on the front-end.

**Donation Amount Placeholder** sets the placeholder (*default text, which is shown inside the input field*) for the donation amount field if the custom donation amounts are allowed:



**Default Organization** allows you to choose the default charity, which will be pre-selected on the front-end if the charity functionality is enabled.

**Show Predefined Amounts** allows you to add the predefined donation amounts available for your customers. Below this field, the store owner can add these values one by one.

**Enable Donation Custom Amount** allows you to enable the feature of custom donation amounts. If enabled, your customers will be able to specify custom donation amounts on the front-end.

**Predefined Amounts**  
[store view]

Donation Amounts	Action
<input type="text" value="3"/>	
<input type="text" value="5"/>	
<input type="text" value="10"/>	
<input type="button" value="Add"/>	

**Enable Round Up Donation**  
[store view]

▼

**Donations RoundUp Message**  
[store view]

Available variables:  
%roundupamount% - inputs the rounded amount  
%charity% - inputs the selected organization

**Enable Gift Aid Donations**  
[store view]

▼

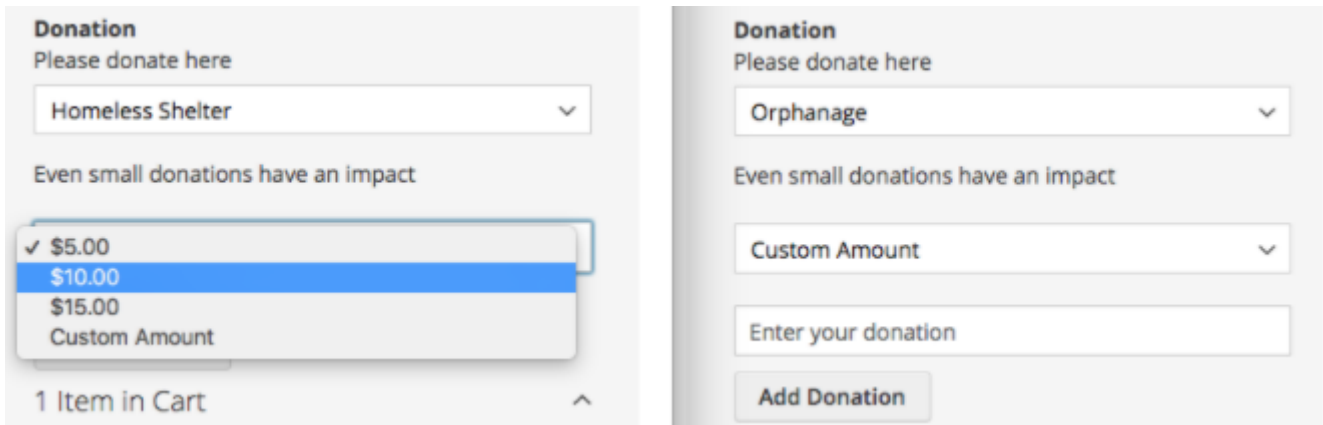
Gift Aid is a tax relief allowing UK charities to reclaim an extra 25% in tax on every eligible donation made by a UK taxpayer. See more details [here](#).

**Predefined amounts** allows you to add the predefined donation amounts available for your

customers.

### Example

This is the way how these settings can be combined to show the donations on the frontend. The **predefined amounts** are shown in the dropdown menu. If **Custom Amount** is selected, the client can specify the desired value. The **donation placeholder** text (*Enter your donation* in this case) is shown on this box.



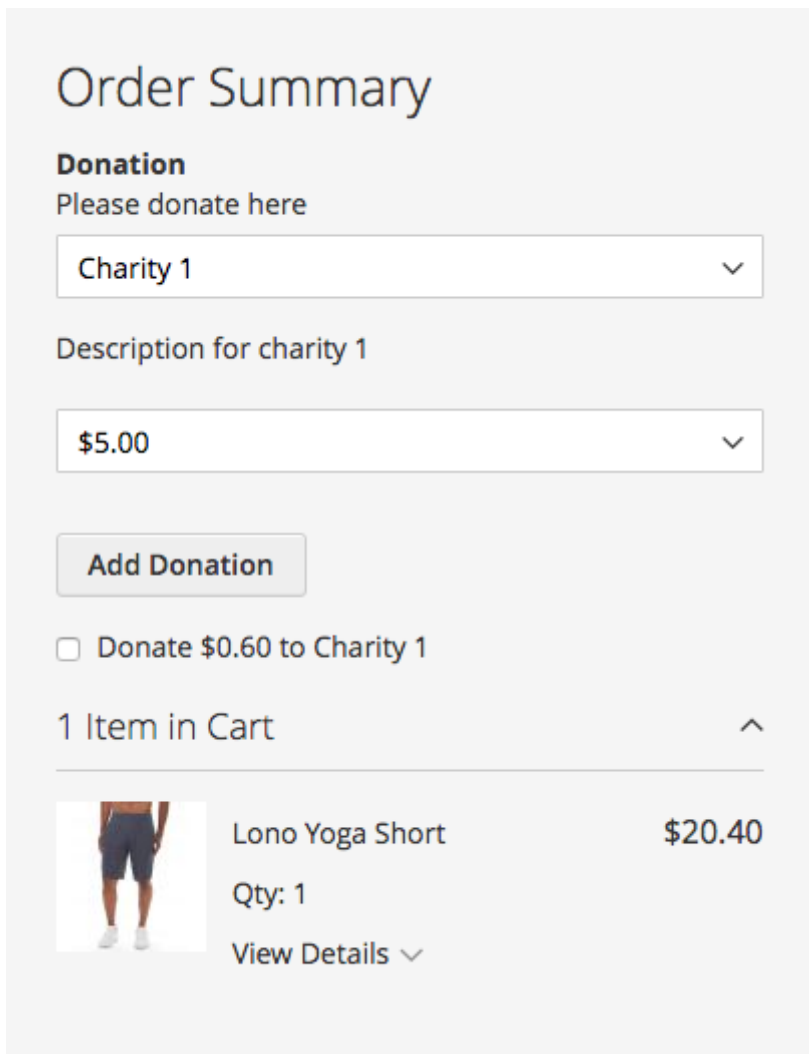
**Enable Round Up Donation** enables the round-up functionality.

### Example

It provides the possibility to add some small donation amounts, calculated as a round-up of the order total to the full price. In case the user's subtotal has the decimal part (like \$20.40), this setting will allow adding the roundup (60 cents) to the donation.

If the subtotal doesn't have a decimal part, the 'round-up' feature will add \$1.

The round-up amount is added to the selected charity (if this feature is enabled).



**Donations Round Up Message** set the message, which is shown near the 'Round-up' check-box on the front-end. You can use the following variables here: %roundupamount% - inputs the rounded amount; %charity% - inputs the selected organization.

**Enable Gift Aid Donations** enables the Gift Aid functionality.

**Gift Aid confirmation message** set the confirmation notice required to be compliant with Gift Aid.

### Gift Aid

Gift Aid is a tax relief allowing UK charities to reclaim an extra 25% in tax on every eligible donation made by a UK taxpayer. See more details on [JustGiving](#) and on [Gov.uk](#).

The Donations Suite extension allows you to collect the donations compliant with Gift Aid. You can enable the Gift Aid feature in the extension configuration. See the Back-end setup section.

Once the Gift Aid is enabled, the "Gift Aid" check-box will appear on the front-end. If your customers will choose it, they will have to select another check-box to confirm they are UK taxpayers. Once it is confirmed, the new field to enter their UK address will appear.

All these details are stored in the order and you can see these columns in Magento 2 native orders grid (*Sales* → *Orders*).

These columns are also added to the orders export feature in order to easily export all orders with Gift Aid.

### Track donations

The extension gives you the ability to see all orders with the donations on a single page. To see all orders with donations, please navigate to **Sales → MageWorx Donations → Donations**. The grid has the **Donation amount** and the **Organization** column to display the added donation amount and the selected organization/charity. The orders grid is available for each organization as well, on its settings page.

## MageWorx Donations

demouser ▾

Filters Default View ▾ Columns ▾

9 records found


20 ▾ per page 1 of 1

Organization	Donation Amount	Order ID	Purchase Date ↑	Ship-to Name	Grand Total (Purchased)	Status	Action
Cats & Dogs Shelter in West River	\$4.00	000000013	Feb 15, 2021 4:08:04 PM	Veronica Costello	\$87.35	Pending	<a href="#">View</a>
WWF	\$3.00	000000012	Feb 15, 2021 12:19:53 PM	Anna Bond	\$32.00	Complete	<a href="#">View</a>
St. Antonio Orphanage	\$3.00	000000011	Feb 15, 2021 12:19:07 PM	Anna Bond	\$49.00	Complete	<a href="#">View</a>
St. Antonio Orphanage	\$10.00	000000010	Feb 15, 2021 12:16:41 PM	Anna Bond	\$60.00	Complete	<a href="#">View</a>
St. Antonio Orphanage	\$3.00	000000008	Feb 15, 2021 11:44:22 AM	Anna Bond	\$129.99	Complete	<a href="#">View</a>
WWF	\$5.00	000000007	Feb 15, 2021 11:38:36 AM	Veronica Costello	\$177.12	Complete	<a href="#">View</a>
Cats & Dogs Shelter in West River	\$10.00	000000006	Feb 15, 2021 11:37:47 AM	Veronica Costello	\$207.00	Complete	<a href="#">View</a>
St. Antonio Orphanage	\$3.00	000000005	Feb 15, 2021 11:36:34 AM	Veronica Costello	\$174.04	Complete	<a href="#">View</a>
Gulu Hospital	\$3.00	000000004	Feb 15, 2021 11:35:51 AM	Veronica Costello	\$100.43	Complete	<a href="#">View</a>

### Manage charities

To add or edit the organization/charities section, please go to **Sales → MageWorx Donations → Organizations**.

# Organizations

 demouser ▾

[Add New Organization](#)

Filters Default View Columns

Actions ▾ 4 records found 20 ▾ per page < 1 of 1 >

<input type="checkbox"/>	Image	Name	Description	Is Active	Collected	Sort Order	Created	Action
<input type="checkbox"/>		WWF	Save pandas population - donate to WWF	Inactive	\$8.00	4	Feb 15, 2021 11:25:18 AM	<a href="#">Select</a> ▾
<input type="checkbox"/>		Gulu Hospital	Donate to support a hospital in a small Ugandan town	Active	\$3.00	2	Feb 15, 2021 10:59:37 AM	<a href="#">Select</a> ▾
<input type="checkbox"/>		St. Antonio Orphanage	Even a small donation can make an impact	Active	\$19.00	1	Feb 15, 2021 10:19:09 AM	<a href="#">Select</a> ▾
<input type="checkbox"/>		Cats & Dogs Shelter in West River	Donate to support homeless animals in our city	Active	\$10.00	3	Feb 15, 2021 11:08:50 AM	<a href="#">Select</a> ▾

To add the new Charity, click the **Add New Organization** button.

# St. Antonio Orphanage

demouser

← Back

Save


## General Information

Name \*

Store View \* 

- All Store Views
- Main Website
- Main Website Store
- Default Store View

Description

Image   


orphanage1.jpg  
116x148, 44 KB

Active \*  Yes

Sort Order

## Orders

Under these settings, you can specify the **Name** of the charity and its **Description**, upload an **Image** (logo), define the **Sort Order** and the **Status** of this charity (active or not active).

Name, Description, and the Image will be shown on the frontend. The Sort Order determines the position of this charity.

The **Orders** section displays all orders with the donations for a certain charity:

# St. Antonio Orphanage

 demouser ▾


← Back

Save




## General Information

## Orders

 Filters

 Default View ▾

 Columns ▾

4 records found

20



per page



1

of 1



Organization	Donation Amount	Order ID	Purchase Date ↑	Ship-to Name	Grand Total (Purchased)	Status	Action
St. Antonio Orphanage	\$3.00	000000011	Feb 15, 2021 12:19:07 PM	Anna Bond	\$49.00	Complete	<a href="#">View</a>
St. Antonio Orphanage	\$10.00	000000010	Feb 15, 2021 12:16:41 PM	Anna Bond	\$60.00	Complete	<a href="#">View</a>
St. Antonio Orphanage	\$3.00	000000008	Feb 15, 2021 11:44:22 AM	Anna Bond	\$129.99	Complete	<a href="#">View</a>
St. Antonio Orphanage	\$3.00	000000005	Feb 15, 2021 11:36:34 AM	Veronica Costello	\$174.04	Complete	<a href="#">View</a>

## Donations for back-end orders

You can also add the donation to the orders, created in the back-end (*add the products to the order first*):

### Items Ordered

Add Products

Product	Price	Qty	Subtotal	Discount	Row Subtotal	Action
Overnight Duffle SKU: 24-WB07	\$45.00 <input type="checkbox"/> Custom Price*	<input type="text" value="1"/>	\$45.00	\$0.00 <input checked="" type="checkbox"/> Apply	\$45.00	Please select ▾
Complete Track Tote SKU: 24-WB02	\$32.00 <input type="checkbox"/> Custom Price*	<input type="text" value="1"/>	\$32.00	\$0.00 <input checked="" type="checkbox"/> Apply	\$32.00	Please select ▾
Total 2 product(s) Subtotal:			\$77.00	\$0.00	\$77.00	

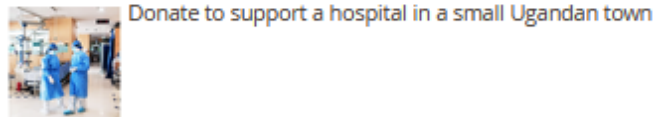
\* - Enter custom price excluding tax

### Apply Coupon Code

 →

Update Items and Quantities

### Donation

  ▾

When added, it will be shown in the order summary:

## Order Totals

Subtotal	\$77.00
Shipping & Handling (Best Way - Table Rate)	\$0.00
Donation	\$10.00
Tax	\$6.35
<b>Grand Total</b>	<b>\$93.35</b>



- Append Comments
- Email Order Confirmation

[Submit Order](#)

## Frontend examples

On the frontend, the donations box is shown in the cart sidebar. Please check the image below to see how the cart block looks like if all features are enabled:

# Shopping Cart

Item	Price	Qty	Subtotal
 Overnight Duffle	\$45.00	1	\$45.00
 Compete Track Tote	\$32.00	1	\$32.00


[Apply Discount Code](#)

[Update Shopping Cart](#)

### Summary

**Donation**

Please donate here

 Even a small donation can make an impact

Round up my order to \$1.00 and donate

Gift aid my donation?

---

**Estimate Shipping and Tax**

Subtotal	\$77.00
Tax	\$6.35
<b>Order Total</b>	<b>\$83.35</b>

A customer can choose the charity organization from the dropdown:

### Summary

**Donation**

Please donate here

- St. Antonio Orphanage
- Gulu Hospital**
- Cats & Dogs Shelter in West River


Also, a customer can choose one of the predefined amounts to donate:

Summary

Donation ^

Please donate here

St. Antonio Orphanage v



Even a small donation can make an impact

\$3.00 v

\$3.00

\$5.00

\$10.00

Custom Amount


Or choose a custom amount:

Summary

Donation ^

Please donate here

St. Antonio Orphanage v



Even a small donation can make an impact

Custom Amount v

50

Add Donation

Round up my order to \$1.00 and donate

Gift aid my donation?

In the picture below, you can see how the enabled Gift Aid functionality looks for customers on the frontend.

### Summary

---

**Donation** ^

Please donate here  
Donation \$50.00 was added to your order total

[Remove Donation](#)

Round up my order to \$1.00 and donate

Gift aid my donation?

I confirm I'm a UK taxpayer.

[Save Address](#)

---

**Estimate Shipping and Tax** ∨

---

Subtotal	\$77.00
Tax	\$6.35
Donation	\$50.00
<b>Order Total</b>	<b>\$133.35</b>

## Themes compatibility

The extension is compatible with Magento 2 Luma, Porto, and Ultimo themes by default. If you have any issues with compatibility with any other 3rd party themes, please drop us a line and we will be happy to assist.

Find out how to install the **Donations Suite** extension for Magento 2 via [Composer](#).

From:  
<https://stg.amasty.net/docs/> - **Amasty Extensions FAQ**

Permanent link:  
[https://stg.amasty.net/docs/doku.php?id=magento\\_2:donations\\_suite](https://stg.amasty.net/docs/doku.php?id=magento_2:donations_suite)



Last update: **2021/02/16 10:04**