

**amasty**

See the way the [Cash on Delivery](#) extension works.

# Guide for Cash on Delivery for Magento 2

Provide your customers with a convenient payment method. Turn potential customers into regular once and boost your sales with the Cash on Delivery extension for Magento 2.

- Let customers pay to a shipping carrier after receiving goods
- Set extra fees for using Cash on Delivery payment method
- Restrict payment method to certain locations based on zip codes
- Flexibly link cash on delivery to your shipping methods

## Configuration

To configure the extension, please go to **Stores → Configuration → Payment Methods** and expand the **Cash on Delivery Payment by Amasty** tab.

### Step 1. Set the general settings of the module

☰ Cash On Delivery Payment by Amasty

Enabled <small>[website]</small>	Yes	<input type="checkbox"/> Use system value
Title <small>[store view]</small>	Cash On Delivery	<input type="checkbox"/> Use system value
New Order Status <small>[website]</small>	Pending	<input type="checkbox"/> Use system value
Payment from Applicable Countries <small>[website]</small>	Specific Countries	<input type="checkbox"/> Use system value
	All Allowed Countries	
	Specific Countries	
Payment from Specific Countries <small>[website]</small>	Tuvalu	
	U.S. Outlying Islands	
	U.S. Virgin Islands	
	Uganda	
	Ukraine	
	United Arab Emirates	
	United Kingdom	
	United States	
	Uruguay	
	Uzbekistan	

**Enabled** - set to Yes to activate the extension.

**Title** - specify the payment method title on the checkout page. *Cash On Delivery* is set by default.

**New Order Status** - choose the status of the new order until the payment is completed: *Pending* or *Processing*.

**Payment from Applicable Countries** - set to *All Allowed Countries* if you want to offer 'Cash on Delivery' payment method for customers from all countries. If not, choose the *Specific Countries* option in this tab.

**Payment from Specific Countries** - select the countries for which cash on delivery will be allowed.

---

## Step 2. Customize order conditions and Cash on Delivery fee

<b>Instructions</b> <small>[store view]</small>	Extra fee is charged when you pay on delivery
<b>Minimum Order Total</b> <small>[website]</small>	0
<b>Maximum Order Total</b> <small>[website]</small>	10000
<b>Sort Order</b> <small>[website]</small>	0
<b>Enable Cash on Delivery Fee</b> <small>[store view]</small>	Enable
<b>Cash on Delivery Fee Label</b> <small>[store view]</small>	Cash on Delivery extra fee
<b>Cash on Delivery Fee Type</b> <small>[store view]</small>	Percent

**Instructions** - fill in the guide or conditions for your customers to make a payment or provide them with some additional information about the COD method in your store.

**Minimum Order Total** - specify the minimum order amount required for the method to be applied.

**Maximum Order Total** - set the maximum order amount acceptable for cash on delivery payment method.

**Sort Order** - specify the position of the 'Cash on Delivery' in the payment methods list on the checkout page. Here 0 is the first position.

**Enable Cash on Delivery Fee** - activate this option to add an extra fee for using the COD method.

**Cash on Delivery Fee Label** - customize COD fee label that will be displayed in the order summary block.

**Cash on Delivery Fee Type** - set extra fees for using Cash On Delivery payment method as a fixed amount or as a percentage.

This feature is highly important for EU tax laws compliance. Adjust this setting according to local tax laws. Learn more about EU Tax Guidelines on [official Magento website](#).

If you've configured fees as **Fixed Amount**, set Cash on Delivery fee in your currency units. Use floating-point numbers only, up to 2 digits after the point. The numbers should be greater than 0.

**Cash on Delivery Fee Type** [store view] Fixed Amount

**Calculate Based On** [store view] Excluding Tax

**Cash on Delivery Fee** [store view] 10  
Floating point numbers only. Up to 2 digits after the point. Should be greater than 0. To set more flexible fees, use [Extra Fee](#) extension.

**Tax Class for Fixed Fee** [store view] None

- None
- Taxable Goods
- Refund Adjustments
- Gift Options
- Order Gift Wrapping
- Item Gift Wrapping
- Printed Gift Card
- Reward Points

Then, choose whether to include or to exclude the tax into Cash on Delivery fee calculation.

If the setting is set to **Include Tax**, then taxes will be included in the cost of initial cash on delivery fee. For example, if the fee amount is \$10, Tax=10%, then the Fee Amount visible for end-user will be \$9.09 Fee + \$0.91 Tax. In Order Total it will be shown as \$10.

If the setting is set to **Exclude Tax**, then taxes will be excluded from fee calculation. For example, the Fee Amount is \$10, Tax=10%. Then, an end-user will see Fee Amount of \$10 Fee + \$1 Tax. In Order Total it will be shown as \$11.

**Tax Class for Fixed Fee** - this setting is only displayed when the *Cash on Delivery Fee Type* is set to *Fixed Amount*. Choose the appropriate class for the COD tax. If set to **None**, the tax won't be calculated.

Due to Magento 2 peculiarities, in the shopping cart and on the checkout page the Subtotal will be displayed as *Exclude Tax*. This means that customers will see the costs of *Exclude Tax* in Subtotals.

If you've configured fees as **Percent**, set Cash on Delivery fee as a percentage of cart subtotal. Use floating-point numbers only, up to 2 digits after the point. The numbers should be greater than 0.

Decide, whether to calculate Cash on Delivery fee based on Cart Subtotal including or excluding tax.


Cash on Delivery Fee Type <small>[store view]</small>	Percent	▼
Calculate Based On <small>[store view]</small>	Cart Subtotal Including Tax	▼
Cash on Delivery Fee <small>[store view]</small>	10	


Floating point numbers only. Up to 2 digits after the point. Should be greater than 0. To set more flexible fees, use [Extra Fee](#) extension.


To set more flexible fees, use the **Extra Fee for Magento 2** extension.


---


### Step 3. Specify the restrictions for the payment method

**Enable Postal Code Verification for Customers** [store view]    
If disabled, all postal codes are allowed.

**Address Type to Validate** [store view]  

**Allowed Postal Codes** [store view]    
Enter comma separated list of codes you want to allow. It is also possible to specify postal code ranges by separating codes with a slash "/" (works only for numeric codes). If you want to allow all postal code, disable Postal Code Verification for Customers.

**Allowed Shipping Methods** [store view]  

**Specific Shipping Methods** [store view]    
Select all or clear the selection to allow all shipping methods. If you want to apply more restrictions, please use [Payment Restrictions](#) extension.

**Enable Postal Code Verification for Customers** - enable this option to specify particular postal codes for which 'Cash on Delivery' payment method will be allowed. If disabled, all postal codes are acceptable.

**Address Type to Validate** - if postal code verification is enabled, define which address type should be validated: *Billing Address* or *Shipping Address*.

**Allowed Postal Codes** - specify postcodes eligible for Cash on Delivery. Enter a comma-separated list of individual codes you want to allow. Write down codes separated with a slash "/" symbol to allow the range of codes to save time and authorize the entire state or country. For example, the entry '**73001/73199**' means that all codes from 73001 to 73199 including, are allowed for Cash On Delivery. If you want to allow all postal codes, disable *Postal Code Verification for Customers*.

**Allowed Shipping Methods** - allow 'Cash on Delivery' payment to *All Allowed Shipping Methods* or to the *Specific Shipping Methods*.

**Specific Shipping Methods** - choose shipping methods for which cash on delivery will be allowed. Select all or clear the selection to allow all shipping methods.

If you want to apply more restrictions, please use **Payment Restrictions** extension for Magento 2.

Hit the **Save Config** button in the upper-right corner.

# Configuration

**Save Config**

---

## ⊖ Cash On Delivery Payment by Amasty

<b>Enabled</b> <small>[website]</small>	Yes	<input type="checkbox"/> Use system value
<b>Title</b> <small>[store view]</small>	Cash On Delivery	<input type="checkbox"/> Use system value
<b>New Order Status</b> <small>[website]</small>	Pending	<input type="checkbox"/> Use system value
<b>Payment from Applicable Countries</b> <small>[website]</small>	All Allowed Countries	<input checked="" type="checkbox"/> Use system value
<b>Payment from Specific Countries</b> <small>[website]</small>	<ul style="list-style-type: none"><li>Afghanistan</li><li>Albania</li><li>Algeria</li><li>American Samoa</li></ul>	

## Frontend examples

On the checkout page customers can choose Cash on Delivery payment method and see the instructions with additional information regarding COD (e.g. Extra fee is charged when you pay on delivery).

## Payment Method:

Check / Money order

Cash On Delivery

My billing and shipping address are the same

Peter Brown

1277 Massachusetts Ave

Arlington, Massachusetts 364001

United States

2345678

Extra fee is charged when you pay on delivery

**Place Order**

[Apply Discount Code](#) 

Customers can check the Cash on Delivery payment availability in their region by entering a 'ZIP code' in a summary block on a shopping cart page.

Summary

Estimate Shipping and Tax ▼

Check Cash on Delivery Availability for Your ZIP ▲

Cash on Delivery is not available

---

Subtotal	\$45.00
Shipping (Flat Rate - Fixed)	\$5.00
<b>Order Total</b>	<b>\$50.00</b>

[Check Out with Multiple Addresses](#)

Summary

Estimate Shipping and Tax ▼

Check Cash on Delivery Availability for Your ZIP ▲

Cash on Delivery is available

---

Subtotal	\$45.00
Shipping (Flat Rate - Fixed)	\$5.00
<b>Order Total</b>	<b>\$50.00</b>

[Check Out with Multiple Addresses](#)

Define your delivery schedule and exclude specific days or hours when delivery is unavailable with **Amasty Delivery Date** for Magento 2 extension.

Find out how to install the Cash on Delivery extension via [Composer](#).

From: <https://stg.amasty.net/docs/> - **Amasty Extensions FAQ**

Permanent link: [https://stg.amasty.net/docs/doku.php?id=magento\\_2:cash-on-delivery](https://stg.amasty.net/docs/doku.php?id=magento_2:cash-on-delivery)

Last update: **2020/11/30 11:30**

