

amasty

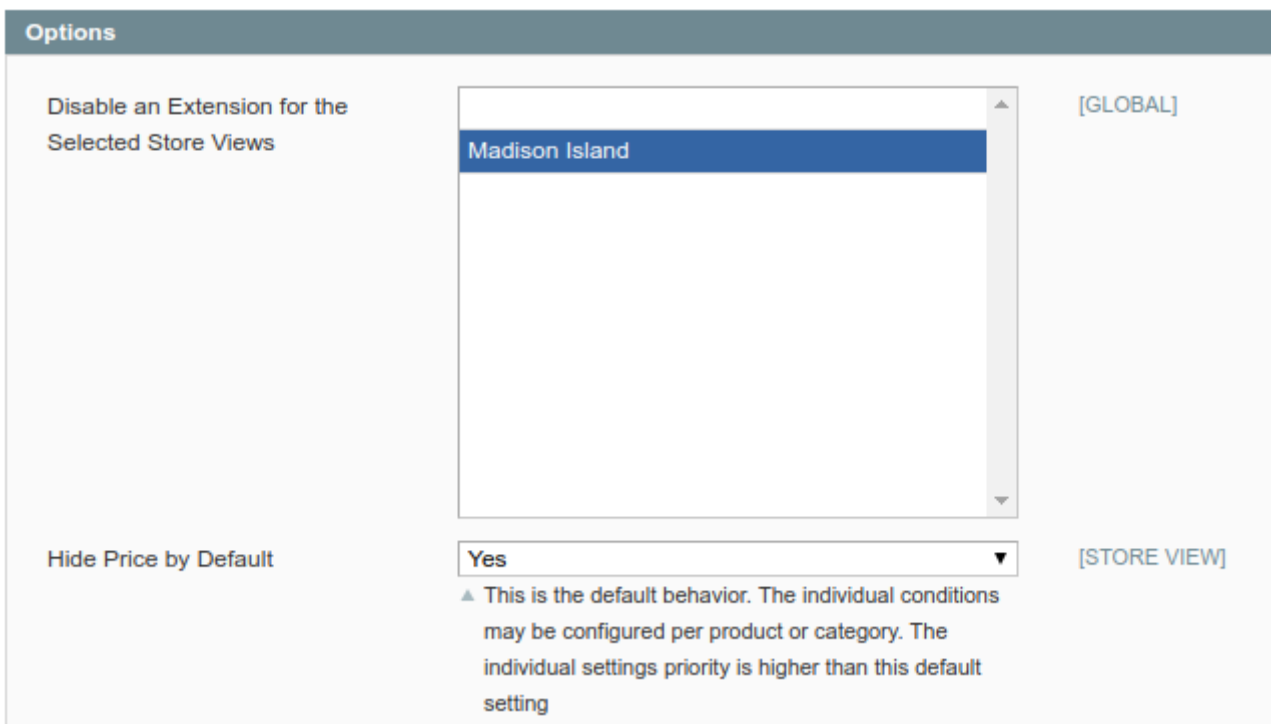
See how the [Hide Price](#) extension works.

Guide for Hide Price

The extension allows to control the prices' display (hide/show) for particular products or for individual categories and customize "Add to cart" buttons for guests or certain customer groups.

Options

To find general settings, go to **System → Configuration → Hide Price**



Disable an Extension for the Selected Store Views - Specify the store view where you want to disable the Hide Price option.

Hide Price by Default - Control the extension's performance. Setting the feature to *Yes* hides the prices for all the products.

The individual conditions may be configured per product or category. The individual settings priority is higher than this default setting.

Enable Customer Group Options - Select customer groups to which the price will be available. To hide price from all customers set the option to *No*.

Enable Customer Group Options	Yes	[STORE VIEW]
Show Price for the Selected Customer Groups	<div style="border: 1px solid #ccc; padding: 5px;"><p>NOT LOGGED IN</p><p>General</p><p>Wholesale</p><p>VIP Member</p><p>Private Sales Member</p></div>	[STORE VIEW]

Show Price for the Selected Customer Groups - Multi-select customer groups who can see the products' prices.

Enable Category (Product) Hide Price Options - If the option is set to *No* the Hide Price settings tab won't be displayed on the category and product pages. This will also speed up frontend pages performance.

Text to Display, Text to Display to Non-Permitted Groups, Text to Display to Non-Permitted Categories, Text to Display to Non-Permitted Products - Specify texts that will be displayed instead of the price and *Add to cart* button. You can also specify separate texts for products, groups and categories.

Enable Category Hide Price Options	Yes	[STORE VIEW]
Enable Product Hide Price Options	Yes	[STORE VIEW]
Text to Display	Contact Us	[STORE VIEW]
Text to Display to Non-Permitted Groups	Log in to see your price!	[STORE VIEW]
Text to Display to Non-Permitted Categories	Log in to see your price!	[STORE VIEW]
Text to Display to Non-Permitted Products	Join us to see a better price!	[STORE VIEW]
Customer Login Link Url	Yes	[STORE VIEW]

Customer Login Link Url - Here you can insert page URL for the Hide Price button to redirect customers to any page you need. Eg. *Contacts* page.

Block Detection

Hide price block types

Block detection

Hide price block types [STORE VIEW]

```
catalog/product_list;  
catalog/product_view;  
catalog/product_list_related;  
catalog/product_list_upsell;  
catalog/product_popular;  
wishlist/customer_sidebar;  
wishlist/customer_wishlist_items;  
tag/customer_view;
```

▲ Semicolon separated block types

Filters

Choose which options should be hidden: *Quantity*, *Add to Cart*, *Compare* or *Wishlist*. You can disable all options at once or hide only some of them.

Filters

Hide Price	<input type="text" value="Yes"/>	[STORE VIEW]
Hide Add To Cart	<input type="text" value="Yes"/>	[STORE VIEW]
Hide Qty	<input type="text" value="Yes"/>	[STORE VIEW]
Hide Add To Compare	<input type="text" value="Yes"/>	[STORE VIEW]
Hide Add To Wishlist	<input type="text" value="Yes"/>	[STORE VIEW]

Prototype-like css selectors (advanced options for custom templates)

These are advanced options, they need to be changed if you are using a custom Magento theme

Prototype-like css selectors (advanced options for custom templates)		
Product Listing Price	<input type="text" value="div.price-box"/>	[STORE VIEW]
Product Page "Add To Cart" Button	<input type="text" value="button.btn-cart"/>	[STORE VIEW]
Product Page Price	<input type="text" value=".product-shop div.price-box"/>	[STORE VIEW]
Bundle Price	<input type="text" value="span.price-notice"/>	[STORE VIEW]
Product link	<input type="text" value=".product-name > a"/>	[STORE VIEW]
"Add To Cart" Button	<input type="text" value="button.btn-cart"/>	[STORE VIEW]
"Add To Cart" Link	<input type="text" value="a.link-cart"/>	[STORE VIEW]
Qty Label	<input qty"]"="" type="text" value="label[for="/>	[STORE VIEW]
Qty	<input type="text" value="input.qty"/>	[STORE VIEW]
Qty Bundle	<input type="text" value="span.qty-holder"/>	[STORE VIEW]
"Add To Compare" Button	<input type="text" value="a.link-compare"/>	[STORE VIEW]
"Add To Wishlist" Button	<input type="text" value="a.link-wishlist"/>	[STORE VIEW]
Product List. Product Cell	<input type="text"/>	[STORE VIEW]
New Products List. Product Cell	<input type="text"/>	[STORE VIEW]
Compare Products. Product Cell	<input type="text"/>	[STORE VIEW]
Wishlist Products. Product Cell	<input type="text"/>	[STORE VIEW]
My Wishlist Sidebar Products. Product Cell	<input type="text"/>	[STORE VIEW]
Related Product List. Product Cell	<input type="text"/>	[STORE VIEW]
Upsell Product List. Product Cell	<input type="text"/>	[STORE VIEW]
Wishlist products. "Add All to Cart" button	<input type="text" value="button.btn-add"/>	[STORE VIEW]

Hide Price: Product Settings

In case you've enabled the product Hide price options in the main settings, the Hide price tab will be displayed on the product page.

Mode - Here you can use 3 modes:

- 1) **Default**
- 2) **Hide Price** (enforced price hiding for particular product)
- 3) **Show Price** (enforced price display for particular product even if the Hide Price for the whole site option is enabled)

By Group - Choose the group where the *Mode* option will be applied. If no customer group is selected

the option won't be activated.

Products Settings

Choose Store View: All Store Views ▼

Hideprice Settings

Mode: Default ▼

By Group:

- NOT LOGGED IN
- General
- Wholesale
- VIP Member
- Private Sales Member

Products

Page 1 of 30 pages | View 20 per page | Total 581 records found

<input type="checkbox"/>	ID	Name
<input type="checkbox"/>	887	My Bundle Product
<input type="checkbox"/>	886	My Configurable Product-Black-10
<input type="checkbox"/>	885	My Configurable Product-Black-8

Hide Price: Category Settings

In case you've enabled the category Hide price options in the main settings, the Hide price tab will be displayed on the product page.

Mode - Here you can use 3 modes:

1) **Default** 2) **Hide Price** (enforced price hiding for particular category) 3) **Show Price** (enforced price display for particular category even if the *Hide Price* option is enabled for the whole store)

By Group - Choose the group where the *Mode* option will be applied. If no customer group is selected the option won't be activated.

Apply only to current category (children categories will have parent categories mode) - If you enable the option all the above settings won't work for child categories.

Precedence - In case any product is displayed on the page where no particular category for this

product is defined (e.g. search page) or the item belongs to several categories with different Hide Price settings, the Precedence option can be used. With the option you can set which category Hide Price settings will be applied to the products primarily.

Categories Settings

Choose Store View:

Hideprice Settings


Mode	<input type="text" value="Default"/>
By Group	<input type="text" value="NOT LOGGED IN"/> <input type="text" value="General"/> <input type="text" value="Wholesale"/> <input type="text" value="VIP Member"/> <input type="text" value="Private Sales Member"/>
Apply only to current category (children categories will have parent categories mode)	<input type="text" value="No"/>
Precedence	<input type="text" value="0"/>

Categories

- Default Category (1)
- Women (52)
- Men (70)
- Accessories (58)
- Home & Decor (40)
- Sale (9)
- VIP (6)

Samples

You can encourage customers to contact you to know the price.



BlackBerry 8100 Pearl

[Email to a Friend](#)


★★★★★ 1 Review(s) | [Add Your Review](#)

Qty: [Contact Us](#) OR [Add to Wishlist](#)
[Add to Compare](#)

Quick Overview

The BlackBerry 8100 Pearl is a departure from the form factor of previous BlackBerry devices. This BlackBerry handset is far more phone-like, and RIM's engineers have managed to fit a QWERTY keyboard onto the handset's slim frame.

You can ask customers for details to calculate the final product price.



Couch

[Email to a Friend](#)

★★★★★ 1 Review(s) | [Add Your Review](#)

Qty: [Send Us Your Requirements](#)

Quick Overview

Please, send us all the details (hight, length, color, material) and we will calculate the price.

Double click on above image to view full picture

You can show product price and other options to a limited group of customers only, thus you can organize private sales in your store.




The Get Up Kids: Band Camp Pullover Hoodie
[Email to a Friend](#)
★★★★☆ 2 Review(s) | [Add Your Review](#)
Availability: In stock

You can't see the price in this customer group

Quick Overview
This is a limited edition of Hoodies available to premium customers only.

You can hide price not only for particular product but also for related products.

[Home](#) / [Furniture](#) / [Living Room](#) / [Couch](#)





Couch
[Email to a Friend](#)
★★★★☆
Availability: In stock
[Contact Us](#)

Double click on above image to view full picture

− | ————— | +

RELATED PRODUCTS

-  [Chair](#)
-  [Ottoman](#)

RECENTLY VIEWED PRODUCTS

- [Magento Red Furniture Set](#)
- [Chair](#)
- [Ottoman](#)
- [Barcelona Bamboo Platform Bed](#)

From:
<https://stg.amasty.net/docs/> - **Amasty Extensions FAQ**

Permanent link:
https://stg.amasty.net/docs/doku.php?id=magento_1:hide_price



Last update: **2019/07/22 13:46**