

amasty

For more details see the [GDPR](#) extension page.

Guide for GDPR

Make your store compliant with the latest EU's GDPR and other legislative requirements. Create and manage privacy policy documentation, add consent checkbox to the registration and checkout pages, and send email consent requests.

- Collect consents with the privacy policy
- Manage privacy policy documentation
- Send consent requests for customers with and without consents
- Track privacy policy related activity in the actions log
- Approve or deny requests to delete users' accounts

Extension Configuration

To configure the extension, please, go to **System → Configuration → Amasty Extensions → GDPR**.

General

The screenshot shows the 'General' configuration tab for the Amasty GDPR extension. It contains two main settings:

- Forbid a customer's personal data anonymization for orders in certain statuses:** A dropdown menu is set to 'Yes'. A tooltip explains: 'If enabled, orders in certain statuses will not be allowed to anonymize personal data from by a customer and by admin roles.' A '[STORE VIEW]' link is visible to the right.
- Order Statuses:** A multi-select dropdown menu lists various order statuses: Canceled, Cancelled Ogone, Closed, Complete, Declined Ogone, Suspected Fraud, On Hold, Payment Review, PayPal Canceled Reversal, and PayPal Reversed. A tooltip explains: 'Orders with selected statuses will not be allowed to anonymize personal data.' A '[STORE VIEW]' link is visible to the right.

Forbid a customer's personal data anonymization for orders in certain statuses — enable

this option to forbid the anonymization process for certain order statuses;

Order Statuses — select order statuses to forbid the anonymization action when the order is in certain statuses.

Enable or Disable the Privacy Settings Section

Enable or Disable Privacy Settings Sections		
Don't Sell My Personal Information	<input type="text" value="Yes"/> ▼ ▲ A customer will not be able to give consent to sell personal data if disabled	[STORE VIEW]
Download Personal Data	<input type="text" value="Yes"/> ▼ ▲ A customer will not be able to download personal data if disabled	[STORE VIEW]
Anonymize Personal Data	<input type="text" value="Yes"/> ▼ ▲ A customer will not be able to anonymize personal data if disabled	[STORE VIEW]
Delete Account	<input type="text" value="Yes"/> ▼ ▲ A customer will not be able to delete account if disabled	[STORE VIEW]
Anonymize Personal Data For Guest	<input type="text" value="Yes"/> ▼ ▲ A guest will not be able to anonymize order data if disabled	[STORE VIEW]

In the **Enable or Disable the Privacy Settings Section** you can adjust which privacy settings should be available to customers.

Don't Sell My Personal Information - if disabled, a customer will not be able to give consent to sell personal data.

The feature is developed to help store owners comply with the CCPA requirements.

Download Personal Data - set to *Yes* to allow users to download all their data in CSV spreadsheet.

Anonymize Personal Data - set this option to *Yes* to enable users to anonymize their data.

Delete Account - set to *Yes* to allow registered customers to create a request to delete their profile via a personal account.

Anonymize Personal Data for Guest Users - set to *Yes* to enable order data anonymization for Guest users.

Anonymization Notifications

Anonymization Notifications		
Email Sender	<input type="text" value="General Contact"/>	[STORE VIEW]
Email Reply To	<input type="text" value="admin@example.com"/> <small>▲ Specify the separate email address for replies or leave blank to use the sender address instead. You can set only one email address in this field.</small>	[STORE VIEW]
Email Template	<input type="text" value="Amasty GDPR Anonymisation (Default Template)"/>	[STORE VIEW]

Email Sender — specify the email sender for the anonymization notifications.

Email Reply To — fill in the email address where all replies will be sent, or leave blank to use the sender address by the default.

Email Template — select the appropriate email template.

Delete Account Request Notifications

Delete Account Request Notifications		
Admin Notification		[STORE VIEW]
Notify Administrator Each Time User Requests to Delete Account	<input type="text" value="Yes"/>	[STORE VIEW]
Send Email to	<input type="text"/>	[STORE VIEW]
Email Template for Administrator	<input type="text" value="Amasty GDPR Deletion for Administrator (Defau"/>	[STORE VIEW]
		[STORE VIEW]
Customer Notification		
<u>Approve Notification</u>		[STORE VIEW]
Approve Notification Email Sender for Customers	<input type="text" value="General Contact"/>	[STORE VIEW]
Approve Email Reply To	<input type="text"/> <small>▲ Specify the separate email address for replies or leave blank to use the sender address instead. You can set only one email address in this field.</small>	[STORE VIEW]
Approve Notification Email Template for Customers	<input type="text" value="Amasty GDPR Approve Deletion (Default Templi"/>	[STORE VIEW]
		[STORE VIEW]
<u>Deny Notification</u>		
Deny Notification Email Sender for Customers	<input type="text" value="General Contact"/>	[STORE VIEW]
Deny Email Reply To	<input type="text"/> <small>▲ Specify the separate email address for replies or leave blank to use the sender address instead. You can set only one email address in this field.</small>	[STORE VIEW]
Deny Notification Email Template for Customers	<input type="text" value="Amasty GDPR Deny Deletion (Default Template"/>	[STORE VIEW]

Notify Administrator Each Time User Requests to Delete Account — enable this option by setting it to *Yes* to notify the admin via email, when a new request to delete an account is created.

Send Email To — select the administrator user to send the notification to.

Email Template for Administrator — select the email template that will be used for Admin's notifications.

Approve Notification Email Sender for Customers — specify the email sender.

Approve Email Reply To — fill in the email address where all replies will be sent, or leave blank to use the sender address by the default.

Approve Notification Email Template for Customers — select the suitable email template.

Deny Notification Email Sender for Customers — specify the email sender.

Deny Email Reply To — fill in the email address where all replies will be sent, or leave blank to use the sender address by the default.

Deny Notification Email Template for Customers — select the appropriate email template.

Consent Request Notification

Consent Request Notifications		
Email Sender	<input type="text" value="General Contact"/>	[STORE VIEW]
Email Reply To	<input type="text" value="consent@example.com"/> <small>▲ Specify the separate email address for replies or leave blank to use the sender address instead. You can set only one email address in this field.</small>	[STORE VIEW]
Email Template	<input type="text" value="Amasty GDPR Consent Request (Default Templ:"/>	[STORE VIEW]

Email Sender — specify the email sender.

Email Reply To — fill in the email address where all replies will be sent, or leave blank to use the sender address by the default.

Email Template — select the suitable email template.

Privacy Checkbox

Privacy Checkbox		
Display Only for EEA Countries	<input type="text" value="No"/>	[STORE VIEW]
Consent Text	<input #">privacy="" poli"="" type="text" value="I have read and accept the <small>▲ You can use any HTML-tags in this field. Please, mind the security.</small>	[STORE VIEW]
Display at Registration	<input type="text" value="Yes"/>	[STORE VIEW]
Display at Checkout	<input type="text" value="Yes"/>	[STORE VIEW]
Display at Newsletter Subscription	<input type="text" value="Yes"/>	[STORE VIEW]
Display at Contact Us	<input type="text" value="Yes"/>	[STORE VIEW]

Display Only for EEA Countries — enable this options to display a privacy policy consent checkbox only for users from the European Union countries. When the field is enabled, you can multi-select the

needed countries manually.

To make this option functional, the Geo IP Data module should be configured.

Consent Text — specify the consent text that will be displayed after the checkbox. You can use the HTML to add links or other custom info.

Display at Registration — set to Yes to add a privacy policy consent checkbox to the registration page.

Display at Checkout — Yes to enable a privacy policy consent checkbox to the checkout page.

Display at Newsletter Subscription — change to Yes to enable a privacy policy consent checkbox to the subscription form;

Display at Contact Us — set to Yes to add a privacy policy consent checkbox to the contact us page.

The GDPR extension is fully compatible with the Amasty One Step Checkout module.

Cookie Policy

Cookie Policy

Enable Cookie Policy Bar	<div><p>Confirmation Bar ▾</p><ul style="list-style-type: none">NoNotification BarConfirmation Bar<p>▲ Notification Bar is Available only on Magento 1.7.0.0 and above</p></div>	[WEBSITE]
Cookie Policy Text	<div><p>We use cookies to help improve our services, make personal offers, and enhance your experience. If you do not accept optional cookies below, your experience may be affected. If you want to know more, please read the Privacy Policy</p><p>▲ You can use any HTML-tags in this field. Please, mind the security.</p></div>	[STORE VIEW]
Cookies to Exclude	<div><p>_ga _gid _gat AMP_TOKEN</p><p>▲ These cookies won't be used if a visitor rejects the cookie policy.</p></div>	[STORE VIEW]

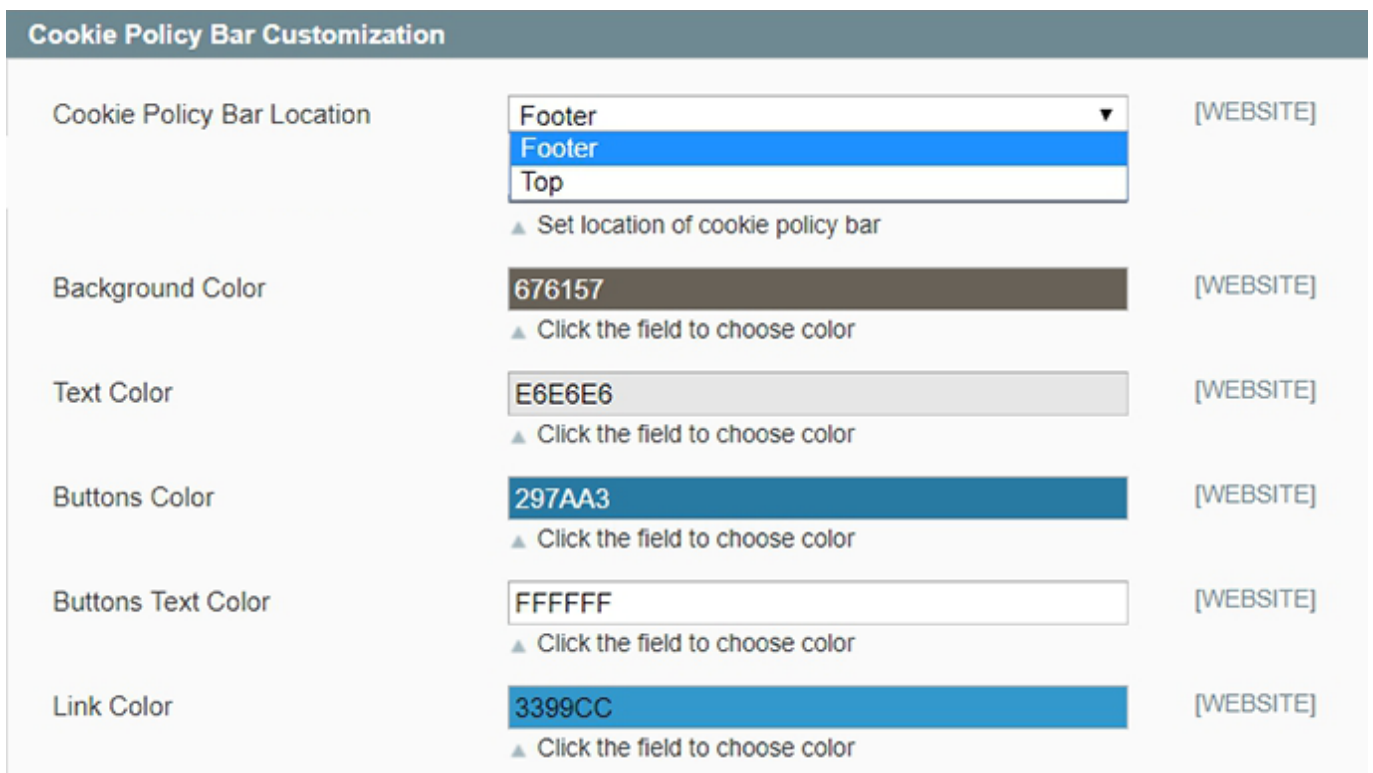
Enable Cookie Policy Bar — choose Yes to enable the cookie policy bar for users on the frontend pages:

- Notification Bar — utilize this bar type to inform customers about the cookie policy in your store;
- Confirmation Bar — utilize this bar type to allow customers to accept or deny the cookie policy;

Cookie Policy Text — specify the cookie policy text or provide a link to the separate cookie policy page.

Cookies to Exclude — specify cookies to exclude when a customer rejects the cookie policy. This option is designed to work with the *Confirmation Bar* style of Cookie Policy Bar.

Cookie Policy Bar Customization



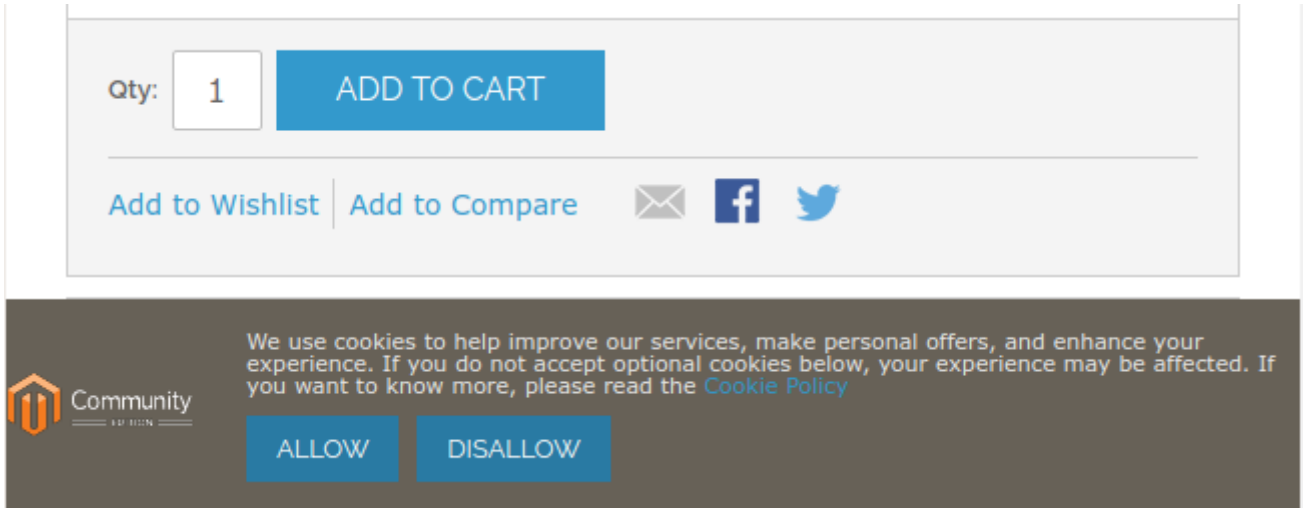
The screenshot shows a configuration panel titled "Cookie Policy Bar Customization" with several settings:

Setting	Value	Field Type
Cookie Policy Bar Location	Footer	Dropdown menu
Background Color	676157	Color picker
Text Color	E6E6E6	Color picker
Buttons Color	297AA3	Color picker
Buttons Text Color	FFFFFF	Color picker
Link Color	3399CC	Color picker

Each setting includes a small triangle icon and the instruction "Click the field to choose color". The "[WEBSITE]" label is present to the right of each setting.

Cookie Policy Bar Location - Place a cookies consent pop-up at the top (*Top*) or button (*Footer*) of the page.

[A sample of a cookies consent pop-up at the bottom of the page:](#)



In the section below, you can adjust various cookie bar colours to your needs or store design theme. Set custom colours for:

- Pop-up background;
- Cookie Policy notification text;
- Allow/Disallow buttons;
- Links.

Action Log

To see the record of all GDPR-related actions customers have taken, please, go to **Customers → GDPR → Action Log**.

Action Log

Page 1 of 1 pages | View 20 per page | Total 16 records found [Reset Filter](#) [Search](#)

Customer Id	Customer	Ip Address	Date	Action
			From: <input type="text"/> To: <input type="text"/>	
141	anonymous30a03aac45.anonymous020770ca3b.anonymous88127bfd1.anonymous633030d9f9.anonymous153e6e6e99	192.168.169.0	May 30, 2018 11:30:18 PM	Consent Given
141	anonymous30a03aac45.anonymous020770ca3b.anonymous88127bfd1.anonymous633030d9f9.anonymous153e6e6e99	192.168.169.0	May 30, 2018 11:30:58 PM	Delete Request Submitted
141	anonymous30a03aac45.anonymous020770ca3b.anonymous88127bfd1.anonymous633030d9f9.anonymous153e6e6e99	192.168.169.0	May 30, 2018 11:31:08 PM	Data Anonymised by Customer
141	anonymous30a03aac45.anonymous020770ca3b.anonymous88127bfd1.anonymous633030d9f9.anonymous153e6e6e99	192.168.169.0	May 30, 2018 11:32:00 PM	Delete Request Submitted
142	Jane D.Doe	192.168.169.0	May 30, 2018 11:32:45 PM	Consent Given
100	Jane Smith	192.168.169.0	May 30, 2018 11:37:52 PM	Delete Request Submitted
101	Jerry Luke	192.168.169.0	May 30, 2018 11:39:08 PM	Delete Request Submitted
101	Jerry Luke	192.168.169.0	May 30, 2018 11:39:49 PM	Consent Given
143	Tom C. Jerry	192.168.169.0	May 30, 2018 11:43:13 PM	Consent Given
144	-----	192.168.169.0	May 31, 2018 3:37:04 AM	Consent Given
144	-----	192.168.169.0	May 31, 2018 3:38:52 AM	Data Anonymised by Customer
144	-----	192.168.169.0	May 31, 2018 3:39:37 AM	Delete Request Submitted
144	-----	192.168.169.0	May 31, 2018 3:40:42 AM	Delete Request Submitted
144	-----	192.168.169.0	May 31, 2018 3:40:58 AM	Delete Request Approved

On the grid, you can see all actions performed by store users regarding privacy policy consents and the GDPR-related account management. Such actions include: giving the consent, data

anonymization, delete requests, etc. It is highly helpful, as the module also tracks the IP address and date and time of action to help you timely catch fraudulent activities.

Manage Customers (CCPA)

On the **Manage Customers** grid you can view and filter all customers by their consent to sell personal info or not. The extra 'Don't Sell My Personal Information' column is added to the grid by the extension.

Manage Customers

Page 1 of 4 pages | View 20 | Export to: CSV | **Export** | **Reset Filter**

Select All Unselect All Select Visible Unselect Visible Actions					
	ID	Name	Customer Since	Website	Don't Sell My Personal Information
Any	From: <input type="text"/> To: <input type="text"/>	<input type="text"/>	From: <input type="text"/> To: <input type="text"/>	<input type="text"/>	<input type="text"/>
<input type="checkbox"/>	68	Chuck Gain	Apr 23, 2013 9:33:11 PM	Main Website	No
<input type="checkbox"/>	90	Kenda Tanaka	Apr 24, 2013 10:50:07 AM	Main Website	Yes
<input type="checkbox"/>	94	Seema Droz	Apr 24, 2013 10:59:10 AM	Main Website	No
<input type="checkbox"/>	71	Andy Ngyugen	Apr 23, 2013 9:40:51 PM	Main Website	No
<input type="checkbox"/>	72	John Fernandez	Apr 23, 2013 9:43:31 PM	Main Website	No
<input type="checkbox"/>	30	Robert Ngia	Mar 28, 2013 3:33:34 PM	Main Website	Yes
<input type="checkbox"/>	74	Linda Wood	Apr 23, 2013 9:56:40 PM	Main Website	No
<input type="checkbox"/>	102	Erich Forbes	Apr 24, 2013 11:17:27 AM	Main Website	No
<input type="checkbox"/>	104	anonymous7f9cf16f80 anonymousea099c6901 anonymoussc25ae7998f anonymous695de141e7 anonymouusb3ae346315	Apr 24, 2013 11:24:51 AM	Main Website	No
<input type="checkbox"/>	99	Clay Lock	Apr 24, 2013 11:09:09 AM	Main Website	No

Customer Consents Grids

To see the list of all customers that gave their consent, navigate to **Customers → GDPR → Customers With Consent**.

Customers with Consent

Page 1 of 1 pages | View 20 per page | Total 7 records found

Export to: CSV Export Reset Filter Search

Select All Unselect All Select Visible Unselect Visible 0 items selected

Name	Email	Date Consented	Policy Version
Any		From: To:	
<input type="checkbox"/> anonymous30a03a5c45_anonymous020770ca3b_anonymous88127bfd1_anonymous633030d0f8_anonymous153ebef696	anonymous569211675a@3dd71cbf9e.com	May 30, 2018 11:30:18 PM	1.2
<input type="checkbox"/> Jane D Doe	bad@example.com	May 30, 2018 11:32:45 PM	1.2
<input type="checkbox"/> Jerry Luke	jerry@example.com	May 30, 2018 11:39:49 PM	1.2
<input type="checkbox"/> Tom C Jerry	yuri.milosh@amasty.com	May 30, 2018 11:43:13 PM	1.2
<input type="checkbox"/> -----	-@481f5f03fb.com	May 31, 2018 3:37:04 AM	1.2
<input type="checkbox"/> aaa.tva	alexander.yakovenko@amasty.com	May 31, 2018 3:45:54 AM	1.0.1
<input type="checkbox"/> aaa.tva	alexander.yakovenko@amasty.com	May 31, 2018 3:47:37 AM	1.0.1

On this grid, you can see all existing customers who agreed to the privacy policy and the version of the policy for which the consent was received.

Via **Actions** dropdown menu, you can email Consent Request to the selected customers. In that case, they will receive an email request to agree to the latest privacy policy version.

Next, proceed to **Customers → GDPR → Customers Without Consent**.

Customers Without Consent

Page 1 of 3 pages | View 20 per page | Total 52 records found

Export to: CSV Export Reset Filter Search

Select All Unselect All Select Visible Unselect Visible 0 items selected

Name	Email	Country
Any		All Countries
<input type="checkbox"/> Jack Fitz	jack@example.com	United States
<input type="checkbox"/> Mark Woodland	mark@example.com	France
<input type="checkbox"/> Rack Fox	rack@example.com	United States
<input type="checkbox"/> Marilyn Monroe	marilyn@example.com	United States
<input type="checkbox"/> Haven Bangor	haven@example.com	United Kingdom
<input type="checkbox"/> Jill Moorehouse	jill@example.com	United States
<input type="checkbox"/> Robert Naja	robert@example.com	Poland
<input type="checkbox"/> Joe Butler	joe@example.com	Spain
<input type="checkbox"/> Chris Fox	chris@example.com	United States
<input type="checkbox"/> Mary Hillary	mary@example.com	United States
<input type="checkbox"/> Ram Raja	ram@example.com	India
<input type="checkbox"/> Candy Rocha	candy@example.com	United Kingdom
<input type="checkbox"/> Mickey Witz	mickey@example.com	United States
<input type="checkbox"/> Tay Ray	tay@example.com	United States
<input type="checkbox"/> Chuck Gain	chuck@example.com	Switzerland
<input type="checkbox"/> Day Canavan	day@example.com	United States
<input type="checkbox"/> Rinky Patel	rinky@example.com	United Kingdom
<input type="checkbox"/> Andy Niyugen	andy@example.com	United States
<input type="checkbox"/> John Fernandez	john@example.com	United States
<input type="checkbox"/> Donald Hertz	donald@example.com	Singapore

On this grid, you can see the list of customers who didn't agree to the provided privacy policy or never given consent.

Using the **Actions** dropdown menu you can email consent request to the selected customers. In that case, they will receive an email request to agree to the latest privacy policy version.

Customer Consents Email Queue

Customers Consents Email Queue

Page 1 of 1 pages | View 20 per page | Total 7 records found Reset Filter Search

Customer ID	Status
25	Success
30	Success
31	Success
62	Success
68	Success
143	Success
145	Success

You can take a look at the current progress of the email sending by navigating to **Customers → GDPR → Customer Consents Email Queue**.

Delete Requests Management

Delete Requests

Page 1 of 1 pages | View 20 per page | Total 1 records found Reset Filter Search

Select All | Unselect All | Select Visible | Unselect Visible | 1 items selected Actions Approve Delete Request Submit

	Date Submitted	Name	Email	Completed Orders Qty	Pending Orders Qty
Any	From: <input type="text"/>	<input type="text"/>	<input type="text"/>		
	To: <input type="text"/>				
<input type="checkbox"/>	May 30, 2018 7:39:08 PM	Jerry Luke	jerry@example.com	0	1
<input checked="" type="checkbox"/>	May 30, 2018 7:37:52 PM	Jane Smith	janesmith@example.com	2	0
<input type="checkbox"/>	May 30, 2018 7:32:00 PM	anonymous020f70ca3b anonymous88127bdf1 anonymous633030dd8	anonymous569211675a@3dd71cb9e.com	0	0

When a customer sends a request for account removal, the request appears on the special grid. Please, go to **Customers → GDPR → Delete Requests**.

On the grid, you can see all incoming requests. You can **approve** or **deny** any request:

- Mark the requests you want to reply;
- Choose the appropriate option from the Actions dropdown menu;
- Hit the Submit button.

Privacy Policy Document Management

To manage the privacy policy documentation, please, go to **Customers → GDPR → Privacy Policy**.

When you need to duplicate the existing disabled privacy policy document and edit it, click the **Clone** button. Now, you can edit and save the document.

Choose Store View:
All Store Views

Policy Information

Main Info

Privacy Policy v.1.2

Back Clone

Main Info

Comment	Privacy Policy (GDPR Compliant)
Policy Version	1.2
Policy Status *	Disabled
Policy Content	<pre><h2>What information do we collect about you?</h2> <p>We collect information about you when you register with us or place an order for products or services. We also collect information when you voluntarily complete customer surveys, provide feedback, subscribe to newsletter and contact us. Website usage information is collected using cookies.</p> <p>The following information is collected upon placing an order with Amasty: first and last name, e-mail address, billing details, company information such as company name and tax number. We require this information to enter into a binding contract (which is a purchase our products), to issue invoices, credit memos and other legal documents. This information is stored for a legal reasons.</p> <p>&nbsp;</p></pre>

Geo IP Data Configuration

To install the GeoIP database, go to **System** → **Configuration** → **Amasty Extensions** → **GeoIP Data**.

Geo Ip Data

[Save Config](#)

The screenshot shows two panels from a Magento configuration page. The top panel, titled 'Download and Import', shows a progress bar with three stages: 'Download' (grey circle), 'Import' (green circle with checkmark), and 'Completed' (green circle with checkmark). Below the progress bar, the 'Download and Import' button is highlighted in orange. The text 'Last Imported: 2019-04-01 07:56:05' is visible. The bottom panel, titled 'Import', shows a progress bar with two stages: 'Import' (grey circle) and 'Completed' (green circle with checkmark). The 'Import' button is greyed out. Below the progress bar, the text 'Last Imported:' is followed by three lines of file paths, each with a red 'X' error icon: 'var/amasty/geoip/GeoLite2-City-Blocks-IPv4.csv', 'var/amasty/geoip/GeoLite2-City-Blocks-IPv6.csv', and 'var/amasty/geoip/GeoLite2-City-Locations-en.csv'. Both panels have a '[STORE VIEW]' link in the top right corner.

Databases are required for the correct work of the GDPR module. Also, you need to install [php bcmath](#) or [gmp](#) extension on your server.

You can get the databases automatically or import your own data.

Hit the **Download and Import** button to make the extension download the updated CSV dump file and import it into your database automatically.

To import the files from your own source, use the **Import** option. Path to the files should look like this (the part 'var/amasty' should be replaced with your folders' names):

```
var/amasty/geoip/GeoLite2-City-Blocks-IPv4.csv  
var/amasty/geoip/GeoLite2-City-Blocks-IPv6.csv  
var/amasty/geoip/GeoLite2-City-Locations-en.csv
```

In the Import section, the **Import** button is greyed out by default. It will be available right after you upload the CSV files. The red error notification will switch to green success notification when the import is completed.

Frontend Functionality Overview

With the GDPR extension for Magento, one can add privacy policy consent checkbox to the registration and checkout pages (see [this section](#) for details).

CREATE AN ACCOUNT

Please enter the following information to create your account.

First Name *

Diana

Last Name *

Milligan

Email Address *

diana.milligan@example.com

Password *

••••••••

Confirm Password *

••••••••



I have read and accept the [privacy policy](#) *

[← Back](#)

REGISTER

This is how the Privacy Policy checkbox looks at the checkout page.

CHECKOUT

- 1 CHECKOUT METHOD [Edit](#)
- 2 BILLING INFORMATION [Edit](#)
- 3 SHIPPING INFORMATION [Edit](#)
- 4 SHIPPING METHOD [Edit](#)
- 5 PAYMENT INFORMATION [Edit](#)
- 6 ORDER REVIEW

PRODUCT	PRICE	QTY	SUBTOTAL
JACKIE O ROUND SUNGLASSES	\$225.00	1	\$225.00
		Subtotal	\$225.00
		Shipping & Handling (Free Shipping - Free)	\$0.00
		Grand Total	\$225.00

I have read and accept the [privacy policy](#) *

PLACE ORDER

Forgot an Item? [Edit Your Cart](#)

Also, the Privacy Policy checkbox can be added to the Contact Us form:

CONTACT US

Name * * Required Fields

Email *

Telephone

Comment *

I have read and accept the [privacy policy](#) *

SUBMIT

To help you collect consents while subscribing to a newsletter, a Privacy Policy checkbox can be added. It looks like this:

SHOP BY

CATEGORY

- Women (1)
- Men (1)
- Accessories (1)
- Home & Decor (1)

PRICE





- \$100.00 - \$199.99 (2)
- \$200.00 and above (2)

POPULAR TAGS

grey shirt suit white

SALE

SORT BY: Position ↑ VIEW AS: [Grid Icon] [List Icon] 4 Item(s) SHOW: 12 ▾

			
RACER BACK MAXI DRESS 280.00 \$224.00	SLIM FIT DOBBY OXFORD SHIRT 175.00 \$140.00	JACKIE O ROUND SUNGLASSES 295.00 \$225.00	PARK ROW THROW 240.00 \$120.00
VIEW DETAILS	VIEW DETAILS	ADD TO CART	ADD TO CART

COMPANY

- ABOUT US
- CONTACT US
- CUSTOMER SERVICE
- PRIVACY POLICY

QUICK LINKS

- SITE MAP
- SEARCH TERMS
- ADVANCED SEARCH

NEWSLETTER

[SUBSCRIBE](#)

HAVE READ AND ACCEPT THE [PRIVACY POLICY](#) *

This is how the privacy policy document looks for store visitors:

WOMEN MEN ACCESSORIES HOME & DECOR SALE VIP

HOME / SALE

SHOP BY

CATEGORY

- Women (1)
- Men (1)
- Accessories (1)
- Home & Decor (1)

PRICE

- \$100.00 - \$199.99 (2)
- \$200.00 and above (2)

POPULAR TAGS

grey shirt suit white

[View All Tags](#)

Privacy Policy


What information do we collect about you?
We collect information about you when you register with us or place an order for products or services. We also collect information when you voluntarily complete customer surveys, provide feedback, subscribe to newsletter and contact us. Website usage information is collected using cookies.

The following information is collected upon placing an order with Amasty: first and last name, e-mail address, billing details, company information such as company name and tax number. We require this information to enter into a binding contract (which is a purchase our products), to issue invoices, credit memos and other legal documents. This information is stored for a legal reasons.

How will we use the information about you?
We collect information about you to process your

[I HAVE READ AND ACCEPT](#)

4 Item(s) SHOW: 12 ▾



PARK ROW THROW

~~\$240.00~~ \$120.00

[ADD TO CART](#)

4 Item(s) SHOW: 12 ▾

In the customer's account the new tab called **Privacy Settings** is added:

- MY ACCOUNT
- ACCOUNT DASHBOARD
- ACCOUNT INFORMATION
- ADDRESS BOOK
- MY ORDERS
- BILLING AGREEMENTS
- RECURRING PROFILES
- MY PRODUCT REVIEWS
- MY WISHLIST
- MY APPLICATIONS
- NEWSLETTER SUBSCRIPTIONS
- MY DOWNLOADABLE PRODUCTS
- PRIVACY SETTINGS

Don't Sell My Personal Information

The California Consumer Privacy Act (CCPA) provides residents of the state of California with the right to opt-out and stop businesses from selling their personal information. Do you want to stop businesses from selling your personal information?

Current Password *

SAVE ATTRIBUTE

Download personal data

Here you can download a copy of your personal data which we store for your account in CSV format.

Current Password *

DOWNLOAD

Anonymise personal data

Anonymising your personal data means that it will be replaced with non-personal anonymous information and before that you will get your new login and password to your e-mail address. After this process, your e-mail address and all other personal data will be removed from the website.

I agree and I want to proceed

PROCEED

Delete account

Request to remove your account, together with all your personal data, will be processed by our staff.

Deleting your account will remove all the purchase history, discounts, orders, invoices and all other information that might be related to your account or your purchases.

All your orders and similar information will be lost.

You will not be able to restore access to your account after we approve your removal request.

I understand and I want to delete my account

SUBMIT REQUEST

From this page, customers can:

- Forbid to sell personal information;
- Download all their personal data in the CSV format;
- Anonymize their personal information;
- Request for account removal.

After customers select any option, they will be required to enter the account password to prove the

identity. Such an option is designed to prevent account deletion or anonymization by accident.

From:

<https://stg.amasty.net/docs/> - **Amasty Extensions FAQ**

Permanent link:

https://stg.amasty.net/docs/doku.php?id=magento_1:gdpr



Last update: **2020/06/02 11:07**