

amasty

For more details see the [Extended Order Grid](#) extension page.

Guide for Extended Order Grid

Add more functionality and flexibility to Magento order grid. The Extended Order Grid extension provides you with the ability to add extra columns, utilize the advanced filtering, and save grid templates to switch the order grid view in a few clicks.

- Display additional data on the grid
- Search and sort data by additional parameters
- Add product thumbnails to the grid
- Shipping and payments on the grid
- Exhaustive product information right on the grid

Extension Configuration

To configure the extension, please, go to **System → Configuration → Extended Order Grid**.

General Settings

Max products display per order on the grid	<input type="text" value="2"/>	[GLOBAL]
	▲ By default, the data on order grid is shown for maximum 5 products per order. Please specify the number which suits you best. All product data can be seen in a popup.	
Hide Configurable Parents	<input type="text" value="Yes"/>	[GLOBAL]
	▲ If to hide parent products for configurable items	
Hide orders with statuses	<ul style="list-style-type: none">CanceledClosedCompleteSuspected FraudOn HoldNew Order StatusPayment ReviewPayPal Canceled ReversalPayPal ReversedPending	[STORE VIEW]

Max products display per order on the grid — limit the number of products to display on the grid from orders;

Hide Configurable Parents — choose **Yes** to hide configurable parent product's attributes from the order grid;

Hide orders with statuses — hide orders from the grid with the defined statuses.

Order Grid Configuration

To add new columns to the order grid, please, go to **System → Amasty Extended Order Grid**.

Columns Configuration

Columns Configuration

Manage Columns

New Fields	Width(px)	Order
<input checked="" type="checkbox"/> Images	400	1
<input checked="" type="checkbox"/> Coupon Code	default	77
<input checked="" type="checkbox"/> Shipping Method	default	3
<input checked="" type="checkbox"/> Payment Method	default	4
<input checked="" type="checkbox"/> Shipping Address	default	5
<input checked="" type="checkbox"/> Shipping: Country	default	51
<input checked="" type="checkbox"/> Shipping: Region	default	61
<input checked="" type="checkbox"/> Shipping: City	default	71
<input checked="" type="checkbox"/> Shipping: Postcode	default	81
<input checked="" type="checkbox"/> Shipping: Street	default	91
<input type="checkbox"/> Shipping: Company	default	101
<input checked="" type="checkbox"/> Billing Address	default	6
<input checked="" type="checkbox"/> Billing: Country	default	111
<input checked="" type="checkbox"/> Billing: Region	default	121
<input checked="" type="checkbox"/> Billing: City	default	131
<input checked="" type="checkbox"/> Billing: Postcode	default	141

Then, tick the fields you want to add to the order grid. In the **Order** column, you can adjust their position on the grid.

Default Fields	Width(px)	Order
<input checked="" type="checkbox"/> Order #	100	1
<input checked="" type="checkbox"/> Purchased On	default	10
<input checked="" type="checkbox"/> Bill to Name	default	11
<input checked="" type="checkbox"/> Ship to Name	default	12
<input checked="" type="checkbox"/> G.T. (Base)	default	13
<input checked="" type="checkbox"/> G.T. (Purchased)	default	14
<input checked="" type="checkbox"/> Status	default	2
<input checked="" type="checkbox"/> Purchased From (Store)	default	9
<input checked="" type="checkbox"/> Action	default	16

Use the **Width** column to adjust the field's size on the grid.

Product Attributes	Width(px)	Order
<input type="checkbox"/> Activation Information	default	17
<input checked="" type="checkbox"/> Color	100	0
<input type="checkbox"/> Brand	default	19
<input type="checkbox"/> Contrast Ratio	default	20
<input type="checkbox"/> Cost	default	21
<input type="checkbox"/> Country of Manufacture	default	22
<input type="checkbox"/> Country of Origin	default	23
<input type="checkbox"/> CPU Speed	default	24
<input type="checkbox"/> Custom Layout Update	default	25
<input type="checkbox"/> Description	default	26
<input type="checkbox"/> Dimensions	default	27
<input type="checkbox"/> Is Product Available for Purchase with Google Checkout	default	28
<input type="checkbox"/> Finish	default	29
<input type="checkbox"/> Gender	default	30
<input type="checkbox"/> Allow Gift Message	default	31
<input type="checkbox"/> Group Price	default	32
<input type="checkbox"/> Disk Speed	default	33
<input type="checkbox"/> Harddrive	default	34
<input type="checkbox"/> In Depth	default	35
<input type="checkbox"/> Enable Recurring Profile	default	36
<input checked="" type="checkbox"/> Manufacturer	default	37

When done, please, hit the **Save Columns** button.

Static Attributes	Width(px)	Order
<input checked="" type="checkbox"/> company	default	17
<input checked="" type="checkbox"/> Type column key here	default	73
<input checked="" type="checkbox"/> Type column key here	default	74
<input checked="" type="checkbox"/> Type column key here	default	75
<input checked="" type="checkbox"/> Type column key here	default	76

You can remove the default columns from the order grid using the **Default fields** section. Just unselect the required fields.




If you use other magento extensions which add columns to the order grid, please, specify the ID of the existing columns in the **Static Attributes** section.

Order Grid View

Orders Create New Order

Page 1 of 1 pages | View 20 per page | Total 6 records found | [New Order RSS](#) | Export to CSV | Export | [Reset Filter](#) | [Search](#)

Select Visible | Unselected Visible | 6 items selected

Color	Images	Order #	Shipping Method	Payment Method	Shipping Address	Billing Address	Customer Email	Status	Purchased From (Store)	Purchased On	Bill to Name	Ship to Name
Black		100000008	Flat Rate - Fixed	Check / Money order	Mary Wood 150 Old Park Lane London, W1K 1QZ United Kingdom T: +44 (0)20 7405 7600	Mary Wood 150 Old Park Lane London, W1K 1QZ United Kingdom T: +44 (0)20 7405 7600	mary.wood@example.com	Pending	Main Website Main Store English	Nov 17, 2014 3:37:16 AM	Mary Wood	Mary Wood
Black		100000005	Flat Rate - Fixed	Check / Money order	Geneviva Lacey 4892 Lauren Drive Madison, Armed Forces Middle East, 53703 United States T: 222222	Geneviva Lacey 4892 Lauren Drive Madison, Armed Forces Middle East, 53703 United States T: 222222	Geneviva@example.com	Pending	Main Website Main Store English	Jul 25, 2014 5:27:43 AM	Geneviva Lacey	Geneviva Lacey
Black		100000004	Flat Rate - Fixed	Check / Money order	Geneviva Lacey bring technology 4892 Lauren Drive Madison, Armed Forces Middle East, 53703 United States T: 222222	Geneviva Lacey bring technology 4892 Lauren Drive Madison, Armed Forces Middle East, 53703 United States T: 222222	Geneviva@example.com	Canceled	Main Website Main Store English	Feb 11, 2014 5:32:02 AM	Geneviva Lacey	Geneviva Lacey

From:

<https://stg.amasty.net/docs/> - **Amasty Extensions FAQ**

Permanent link:

https://stg.amasty.net/docs/doku.php?id=magento_1:extended_order_grid



Last update: **2019/12/26 13:04**